

## Shelters

- Zinc plated steel parts protect against corrosion
- Single or double sided model
- Shelters for a max. snow load of 125 kg/m<sup>2</sup>

### Frame construction

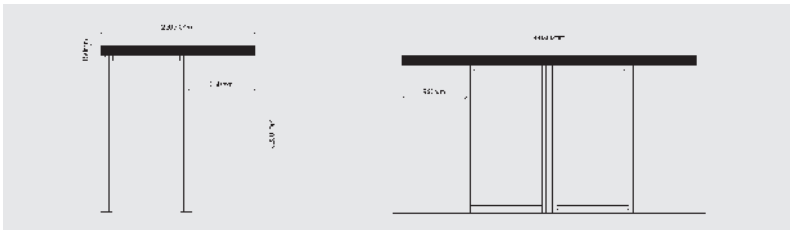
Rectangular tubing, 60 x 60 mm, with base plates, 160 x 160 mm, to bolt in place. Distance from centre to centre of uprights 4200 mm.

### Roof construction

Edge profile, 150 mm high (three sided) with covering without beams which is made of trapezoidal, zinc plated sheet metal, roof slopes down to the rear. Powder coated in grey white RAL 9002.

### Double sided model with PVC gutter and drainpipe as standard.

Type		single sided	double sided
standard unit	Ref.	610 812-2G	610 814-2G
	€	2.090,-	4.390,-
extension unit	Ref.	610 813-2G	610 815-2G
	€	1.595,-	3.450,-



### Accessories

Rear and side wall made of trapezoidal sheet metal, powder coated grey white RAL 9002, alternatively with single pane safety glass, transparent.

### Rear walls

Type		trapezoidal sheet metal	single pane safety glass
closed	Ref.	604 644-2G	604 645-2G
	€	399,-	1.125,-


### Side walls

Type		trapezoidal sheet metal	single pane safety glass
single sided	Ref.	604 646-2G	604 648-2G
	€	215,-	299,-
double sided	Ref.	604 647-2G	604 649-2G
	€	449,-	599,-

### Guttering

With PVC drainpipe.

Ref. 604 650-2G € 299,-



Flame red RAL 3000    Gentian blue RAL 5010    Cobalt blue RAL 5013    Moss green RAL 6005    Grey white RAL 9002

Please state the desired RAL colour when ordering powder coated models.

Other RAL colours available on request.

## Bicycle hangers with shelter

- Shelter incl. eight bicycle hangers
- Can be expanded as needed with extension units
- Max. snow load 75 kg/m<sup>2</sup>

### Frame construction

Rectangular tubing, 80 x 40 mm, with 100 x 100 mm base plates to bolt in place. Distance from centre to centre of uprights 2960 mm.

### Roof construction

Edge profile, 150 mm high (three sided) with covering without beams which is made of trapezoidal, zinc plated sheet metal, roof slopes down to the rear. Powder coated in grey white RAL 9002.

### Powder coated model

Steel frame, bicycle hooks and panels zinc plated and additionally powder coated in one of the five RAL colours. Supplied flat pack. Assembly instructions and plans for foundation are included. Foundation to be installed by customer.

Finish		zinc plated	zinc plated and powder coated
Clear height	mm	2200	2200
Height	mm	2350	2350
Width x depth	mm	3030 x 1600	3030 x 1600
standard unit	Ref.	723 246-2G	723 247-2G
	€	919,-	1.075,-
extension unit	Ref.	723 248-2G	723 249-2G
	€	789,-	899,-

### Accessories


#### Rear and side walls

Trapezoidal sheet steel, zinc plated and additionally powder coated, grey white RAL 9002.

#### Cross beam with loops

To secure the bicycles to the frame.

Finish		zinc plated	zinc plated and powder coated
1 side wall left or right	Ref.		723 250-2G
	€		129,-
back wall, 3 parts	Ref.		723 252-2G
	€		269,-
cross beams	Ref.	723 253-2G	723 254-2G
	€	109,-	155,-



Bicycle racks can be found on catalogue pages 806 and 807.



Flame red RAL 3000    Gentian blue RAL 5010    Cobalt blue RAL 5013    Moss green RAL 6005    Grey white RAL 9002

Please state the desired RAL colour when ordering powder coated models.

Other RAL colours available on request.

YELLOW = 7 working days

FREE DELIVERY  
SALES FAX: 1 800 677 301 (local rate)

**KAISER + KRAFT**  
EVERYTHING FOR THE BUSINESS.