



QUIPO

★★★

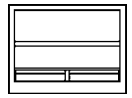
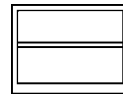
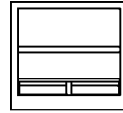
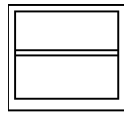
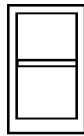
1-5 | Wall mounted cupboards for the workshop

- Create additional storage space even if floor space is limited
- Available in five different models
- With solid panel or vision panel doors

Height: 600 mm. Depth: 320 mm. Body colour: light grey RAL 7035. Material: sheet steel, powder coated. Lock type: cylinder lock. Feature: lockable.



More products online!



			1	2	3	4	5
Width	mm		350	650	650	800	800
Number of shelves	pcs.		1	1	2	1	2
Number of drawers					2		2
Door type	Front colour						
solid panel doors	basalt grey RAL 7012	Ref.	453 995 6H	454 006 6H	454 013 6H	454 022 6H	454 030 6H
		€	165.00	259.00	379.00	295.00	379.00
solid panel doors	gentian blue RAL 5010	Ref.	453 996 6H	454 007 6H	454 014 6H	454 021 6H	454 029 6H
		€	165.00	259.00	379.00	295.00	379.00
solid panel doors	light grey RAL 7035	Ref.	510 358 6H	510 365 6H	510 368 6H	454 020 6H	454 028 6H
		€	165.00	259.00	379.00	295.00	379.00
vision panel doors	basalt grey RAL 7012	Ref.	454 000 6H	454 011 6H	454 018 6H	454 026 6H	454 034 6H
		€	259.00	339.00	439.00	399.00	519.00
vision panel doors	gentian blue RAL 5010	Ref.	453 999 6H	454 010 6H	454 017 6H	454 025 6H	454 033 6H
		€	259.00	339.00	439.00	399.00	519.00
vision panel doors	light grey RAL 7035	Ref.	453 998 6H	454 009 6H	454 016 6H	454 024 6H	454 032 6H
		€	259.00	339.00	439.00	399.00	519.00
Accessories							
Shelves	Ref.		510 369 6H	510 370 6H	510 370 6H	454 163 6H	454 163 6H
	€		16.95	24.90	24.90	34.90	34.90