

13 – 14 | Conference tables

Frame colour: aluminium silver. Frame material: round tubular steel, powder coated. Type of worktop: chipboard, melamine coated. Panel thickness: 25 mm. Frame design: 4-legged frame. Height adjustment range: 680 – 820 mm. Shape: rounded.

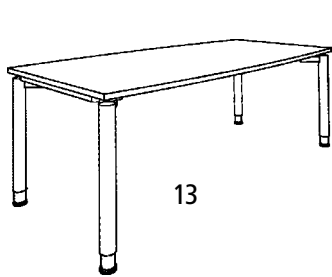
Supplied flat pack – easy self-assembly.

		13	14
Width	mm	1800	2200
Depth	mm	900	1100
Worktop colour			
antique white	Ref.	118 090 6F	118 093 6F
	£	539.00	589.00
light grey	Ref.	118 091 6F	118 094 6F
	£	539.00	589.00
maple finish	Ref.	118 092 6F	118 096 6F
	£	539.00	589.00

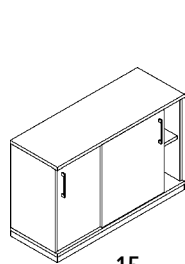


 **More products online!**

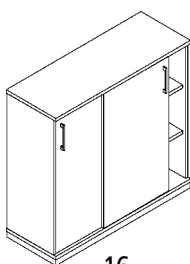
With T-foot frame



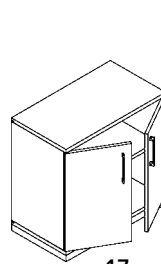
13



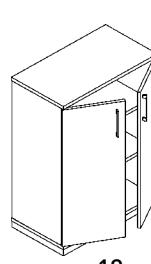
15



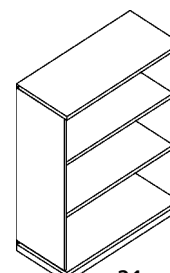
16



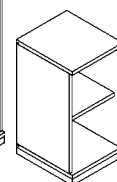
17



18



21



20

15 – 16 | Sliding door cupboards

Width: 1200 mm. Depth: 442 mm. Material: chipboard, melamine coated. Door type: sliding doors. Shelf material: chipboard, melamine coated. Feature: lockable. Shelf height adjustment increments: 32 mm. Plinth height: 45 mm. Shelf thickness: 25 mm. Thickness of body: 19 mm. Door thickness: 19 mm.

Supplied fully assembled.

		15	16
Height	mm	781	1133
Number of shelves	pcs.	1	2
Number of lever arch file heights	pcs.	2	3
Body colour Door colour			
antique white	antique white	Ref. 748 527 6F	748 529 6F
		£ 419.00	499.00
light grey	light grey	Ref. 748 535 6F	748 537 6F
		£ 419.00	499.00
maple finish	maple finish	Ref. 748 543 6F	748 545 6F
		£ 419.00	499.00

17 – 19 | Double door cupboards

Width: 800 mm. Depth: 442 mm. Material: chipboard, melamine coated. Door type: hinged doors. Shelf material: chipboard, melamine coated. Feature: lockable. Shelf height adjustment increments: 32 mm. Plinth height: 45 mm. Opening angle of doors: 110 °. Shelf thickness: 25 mm. Thickness of body: 19 mm. Door thickness: 19 mm.

Supplied fully assembled.

		17	18	19
Height	mm	781	1133	1869
Number of shelves	pcs.	1	2	4
Number of lever arch file heights	pcs.	2	3	5
Body colour Door colour				
antique white	antique white	Ref. 118 106 6F	748 525 6F	748 526 6F
		£ 419.00	449.00	639.00
light grey	light grey	Ref. 118 107 6F	748 533 6F	748 534 6F
		£ 419.00	449.00	639.00
maple finish	maple finish	Ref. 118 108 6F	748 541 6F	748 542 6F
		£ 419.00	449.00	639.00

20 – 22 | Shelving units

Depth: 442 mm. Material: chipboard, melamine coated. Shelf material: chipboard, melamine coated. Shelf thickness: 25 mm. Shelf height adjustment increments: 32 mm. Thickness of body: 19 mm. Plinth height: 45 mm.

Supplied fully assembled.

		20	21	22
Height	mm	781	1133	1869
Width	mm	400	800	800
Number of shelves	pcs.	1	2	4
Number of lever arch file heights	pcs.	2	3	5
Body colour				
antique white	Ref.	118 103 6F	748 523 6F	748 524 6F
	£	229.00	319.00	419.00
light grey	Ref.	118 104 6F	748 531 6F	748 532 6F
	£	229.00	319.00	419.00
maple finish	Ref.	118 105 6F	748 539 6F	748 540 6F
	£	229.00	319.00	419.00

Free delivery to UK mainland for over 70,000 products!

SALES FREEPHONE 0800 0234 771

KAISER+KRAFT

863