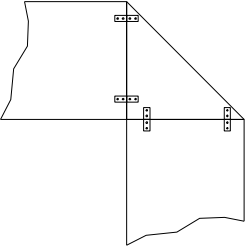
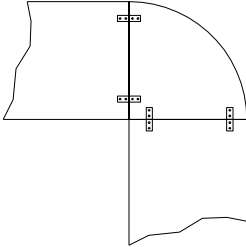
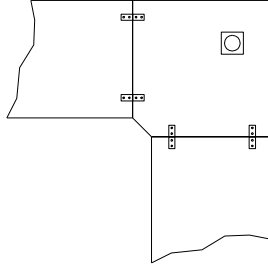
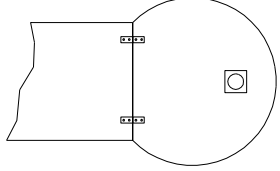
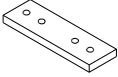
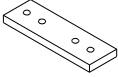
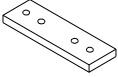
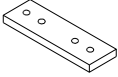




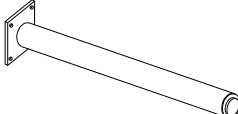


Montageanleitung : Verkettungs-Anbauplatten

Assembly instruction : Cornerlink , deskend extension

Eckwinkel 90	Eckwinkel 91	Trapezplatte 12	Ansatz Tisch 60/80 (Deskend extension)
			
<p>4 x (A)</p> 	<p>4 x (A)</p> 	<p>4 x (A)</p> 	<p>2 x (A)</p> 
<p>16 x (B)</p>  <p>(6,3x16)</p>	<p>16 x (B)</p>  <p>(6,3x16)</p>	<p>20 x (B)</p>  <p>(6,3x16)</p>	<p>12 x (B)</p>  <p>(6,3x16)</p>
	<p>1 x (C)</p> 	<p>1 x (C)</p> 