





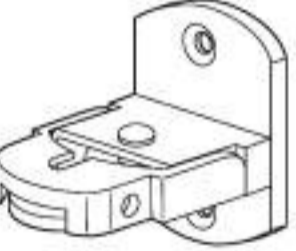
A Grundelement Parts Skizze Drawing


- 
1x B1


- 
7,2 x 4,7 x 2,2 cm
2x B1

- 
7,2 x 4,7 x 5,2 cm
2x B1

- 
Ø 0,5 x 1,7 cm
6x B1

- 
5,3 x 4 x 5,8 cm
2x B1

- 
Ø 0,5 x 1,3 cm
4x B1

- 
4,8 x 1,2 x 30,5 cm
1x B2

