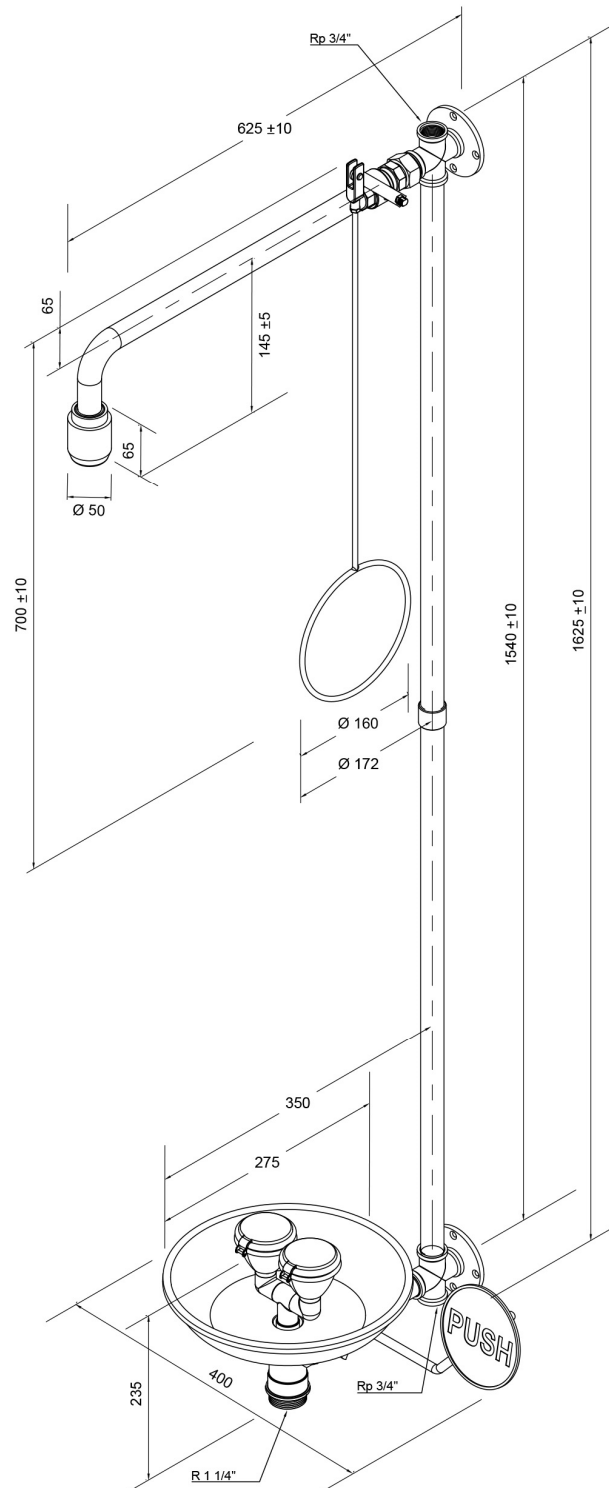


BR 867 095

PremiumLine safety shower combination, with safety eye shower with stainless steel bowl, wall mounted, exposed pipework



Technical description

PremiumLine safety shower combination, with safety eye shower with stainless steel bowl, wall mounted, exposed pipework

- including top and bottom water inlet 3/4" female for installation in circulation lines, plug 3/4" of stainless steel
- wall flange with 4 mounting holes of stainless steel, polished, water inlet 3/4" female
- connection piece of stainless steel, for easy installation and alignment of the shower
- ball valve 3/4" of stainless steel, with quick connect system and pull rod actuation, DIN-DVGW tested and certificated
- pull rod with ring handle of stainless steel, polished, length 700 mm
- wall shower arm 3/4" of stainless steel, polished, projection 630 mm
- integrated automatic flow regulation 50 l/min. for a spray pattern acc. to the norms at a specified operating range of 1.5 to 3 bar dynamic water pressure
- high-performance shower head of stainless steel, polished, with improved spray pattern, corrosion resistant, largely calcification- and maintenance-free, very robust, self-draining
- sign for body safety shower according to EN ISO 7010 und ASR A1.3, self-adhesive PVC-film, 150 x 150 mm, viewing distance 15 metre
- two connection pipes 3/4" of stainless steel, polished, total length 1500 mm
- wall flange with 4 mounting holes of stainless steel, polished, water inlet 3/4" female
- integrated PremiumLine safety eye shower with stainless steel bowl
- connection pipe of stainless steel for easy installation and alignment of the shower, polished
- ball valve 1/2" of stainless steel, with PUSH-lever actuation, DIN-DVGW tested and certificated
- big push plate made of stainless steel, polished, length 240 mm, with large signal "PUSH", luminescent according to DIN 67510
- integrated flow regulation 14 litre / minute for a standard-compliant jet pattern at a specified working range of 2.5 to 5 bar flow pressure
- high-performance spray heads made of stainless steel for large-scale dispersion of water, with plastic spray plate, largely free of calcification, with rubber sleeves and sealed dust caps with folding mechanism, mounted over distributor fork
- bowl made of stainless steel, diameter 275 mm, polished, water outlet 1 1/4" male
- sign for eye shower according to EN ISO 7010 und ASR A1.3, self-adhesive PVC-film, 100 x 100 mm, viewing distance 10 metre
- mounting height 810 mm (± 100 mm)
- according to BGI/GUV-I 850-0, DIN 1988 and EN 1717
- according to ANSI Z358.1-2014, EN 15154-1:2006, EN 15154-2:2006 and EN 15154-5:2019
- DIN-DVGW tested and certificated

Manufacturer: B-SAFETY or equal
Article-No.: BR 867 095

Technische Daten

Minimum flow pressure:	1.5 bar	<u>Technical specifications eye shower:</u>	
Operating pressure:	1.5 to 3 bar	Minimum flow pressure:	2,5 bar
Flow rate body shower:	50 l/min	Operating pressure:	2,5 bis 5 bar
Water inlet:	3/4" female	Flow rate:	14 l/min
Dimensions: (H x W x D):	1625 x 400 x 625 mm	Water outlet:	1 1/4" male

Norm conformity

- ANSI Z358.1-2014
- EN 15154-1:2006
- EN 15154-2:2006
- EN 15154-5:2019

Approvals







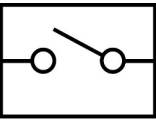
- DIN-DVGW, NW-0416CL0425
- DIN-DVGW, NW-0417CL0263

www.b-safety.com


Material overview	Material	Material description
High-performance shower head:	stainless steel	AISI 316
Ball valve:	stainless steel	AISI 316
Flow regulator:	plastic POM	-
Piping:	stainless steel	AISI 316
Pull rod with ring handle:	stainless steel	AISI 316
Wall flange, sleeve, plug:	stainless steel	AISI 316
Sign for body safety shower:	PVC-foil	-
Eye shower:	stainless steel, plastic POM	AISI 316
Ball valve eye shower:	stainless steel	AISI 316
Bowl eye shower:	stainless steel	AISI 304
Flow regulator eye shower:	plastic POM	-
Spray head eye shower:	stainless steel, plastic POM, EPDM	AISI 316
Sign for eye shower:	PVC-foil	-

Product overview	
BR 867 095	PremiumLine safety shower combination, with safety eye shower with stainless steel bowl, wall mounted, exposed pipework - flow rate 50 l/min (hazard class I according to EN 15154-5:2019)
BR 867 095 / 75L	PremiumLine safety shower combination, with safety eye shower with stainless steel bowl, wall mounted, exposed pipework - flow rate 75 l/min / 20 GPM (hazard class II according to EN 15154-5:2019)
BR 867 095 / 110L	PremiumLine safety shower combination, with safety eye shower with stainless steel bowl, wall mounted, exposed pipework - flow rate 110 l/min (hazard class III according to EN 15154-5:2019)

Accessories for safety shower combinations

Product overview	Model	Material	Water inlet	Water outlet	Article-No.
	Safety sign "Eye Shower and Safety Shower" Inclusive fastening for mounting on the shower arm. Dimensions: 320 x 180 mm	PVC	-	-	BR 870 100
	Rope release for casualties lying on the floor, in addition to the pull bar.	stainless steel, plastic	-	-	BR 082 200
	Handicapped accessible pull bar with double ring handle, green. Length: 1150 mm	stainless steel	-	-	BR 082 300
	Handicapped accessible pull bar with double ring handle, stainless steel. Length: 1150 mm	stainless steel	-	-	BR 082 350
	Maintenance ball valve for eye showers and safety showers with removable trigger lever.	stainless steel	3/4" female	3/4" male	BR 830 955
	Thermostatic mixing valve for eye showers and safety showers, adjustment range 20 - 43°C, scald protection 43°C, flow rate 60 l/min at 2 bar flow pressure.	brass	3/4" male and 1" male	3/4" male and 1" male	BR 710 950
	Flow switch for eye showers and safety showers, protection degree IP 65, electrical supply with 1.5 m cable.	brass	1 1/4" female	1 1/4" female	BR 710 800
	Flow switch for eye showers and safety showers, protection degree IP 65, electrical supply with 1.5 m cable. EX-Zone 1 & 2.	brass	1 1/4" female	1 1/4" female	BR 710 860EX
	Switch for body safety shower alarm, complete pre-assembled on shower. EX-Zone 1 & 2.	plastic	-	-	BR 830 400
	Switch for eye shower alarm, complete pre-assembled on shower. EX-Zone 1 & 2.	plastic	-	-	BR 830 450

www.b-safety.com

	<p>Alarm system for eye showers & safety showers with siren-/flashlight combination. Prewired junction box inclusive electronic switch.</p> <p>Electrical supply: 230 V - 50 Hz</p>	-	-	-	BR 015 800
---	---	---	---	---	-------------------

