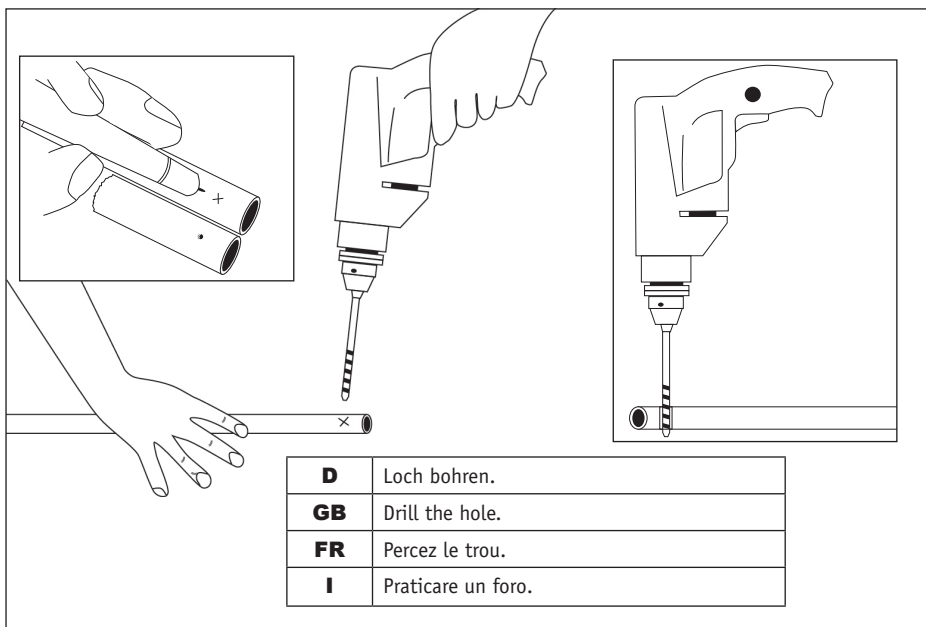
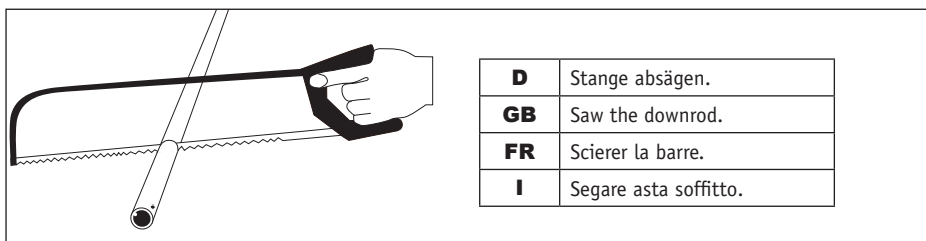
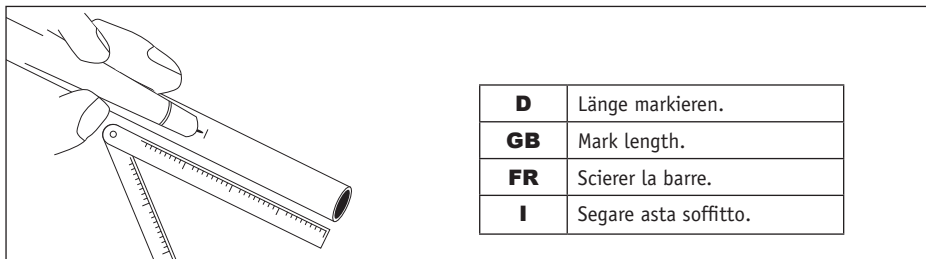
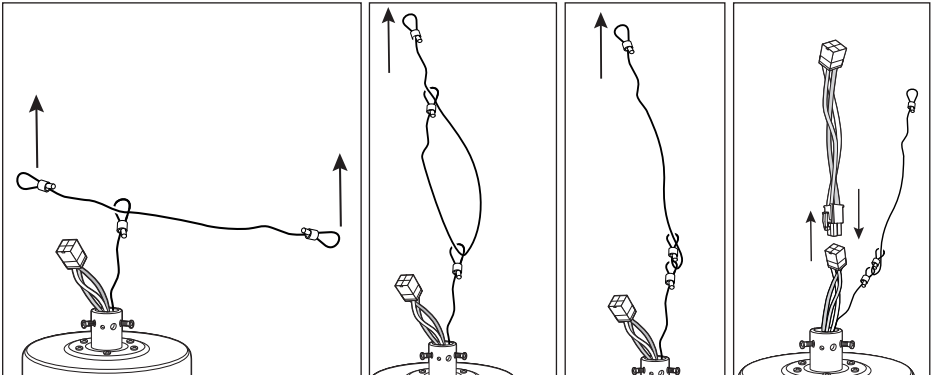


Deckenstange kürzen



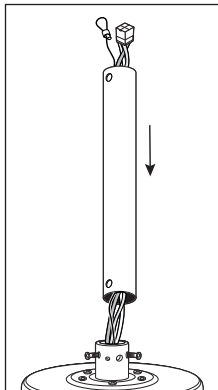
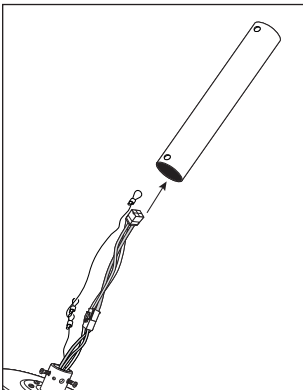
D	Schnittkante und Bohrloch entgraten!
GB	Deburr edges and drill hole!
FR	Ébavurer les arêtes de coupe et le forage!
I	Sbavatura il foro e la tagliente!

Sicherungsseil verlängern (falls am Ventilator vorhanden)

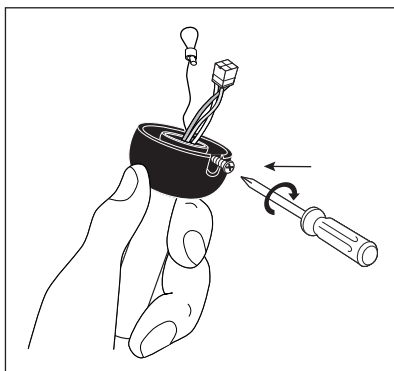
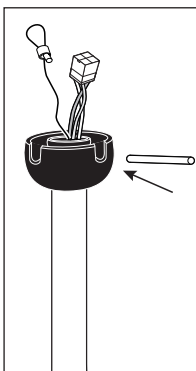
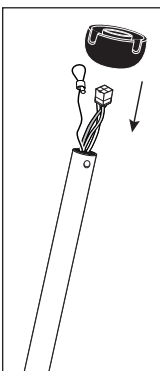


D	Sicherungsseil zur Schlaufe führen und straffziehen
GB	Pull the safety cable to the loop and tighten
FR	Tirez le câble de sécurité sur la boucle et serrez
I	Tirare il cavo di sicurezza al ciclo e stringere

D	Stecker der Kabelverlängerung zusammen stecken
GB	Plug the cable extension cable together
FR	Branchez le câble d'extension du câble ensemble
I	Collegare il cavo di estensione del cavo insieme



D	Sicherungsseil und Kabelverlängerung vorsichtig durch die Deckenstange schieben. Deckenstange am Ventilator gemäß Bedienungsanleitung befestigen.
GB	Carefully slide the safety cable and cable extension through the downrod. Fix downrod to fan according to instructions.
FR	Faites glisser avec précaution le câble de sécurité et l'extension du câble dans la tige de plafond. Fixer la tige de plafond au ventilateur selon les instructions.
I	Scorrere con cautela il cavo di sicurezza e l'estensione del cavo attraverso la asta del soffitto. Fissare la asta a soffitto per ventilare in base alle istruzioni.



D	Halbkugel mit Sicherheitsstift aufstecken
GB	Insert the half ball with the safety pin
FR	Insérez la demi-sphère avec la goupille de sécurité
I	Inserire la mezza palla con il perno di sicurezza

D	Halbkugel festschrauben
GB	Screw the hemispheres
FR	Vissez les demi-sphères
I	Avvitare gli emisferi