LISTA
making workspace work

Sicherheits- und Montageanleitung
Instructions de sécurité et de montage
Istruzioni per sicurezza e montaggio
Instrucciones de seguridad y de ensamblaje
Safety and Assembly Instructions

Universalregal L1006
Rayonnage universel L1006
Scaffale universale L1006
Sistema de estantería universal L1006
Universal shelves L1006

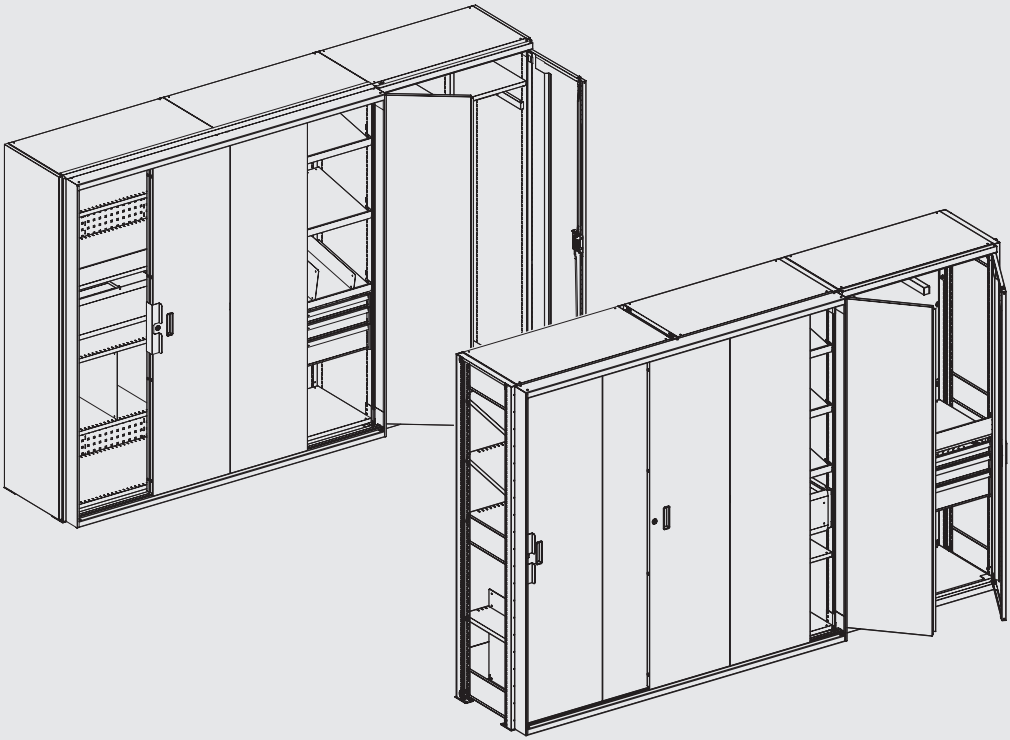

Inhaltsverzeichnis
Sommaire
Sommario
Índice
Table of Contents

Informationen 3
Informations
Informazioni
Información
Information

Übersicht 4
Sommaire
Sommario
Vista general
Overview

Sicherheitshinweise 6
Indications de sécurité
Indicazioni di sicurezza
Advertencias de seguridad
Safety instructions

Max. Tragfähigkeiten 8
Unité de base et d'extension
Campata di base e d'estensione
Módulo básico y de extensión
Base and extension section

Bodenverankerung 10
Ancrage
Ancoraggio
Anclaje en el suelo
Anchorage

Grund- und Anbaufeld 11
Unité de base et d'extension
Campata di base e d'estensione
Módulo básico y de extensión
Base and extension section

Diagonalkreuz 12
Diagonales
Croci diagonali
Diagonales
Diagonal crosser

Längsverbinder 13
Renforts longitudinaux
Giunti longitudinali
Conector longitudinales
longitudinal connector

Rückwand 14
Parois arrières
Pareti a posteriori
Paneles posteriores
Rear panels

Gitterrückwand 15
Parois arrières en treillis
Pareti posteriori a rete
Paneles posteriores de malla
Rear gratings

Zwischenwand, Seitenabschlusswand 16
Parois intermédiaires, Parois latérales de fermeture
Pareti intermedie, Pareti laterali di chiusura
Paredes intermedias, Paredes l laterales
Partitions, Side panels

Fachböden 17
Rayons
Ripiani
Estantes
Shelves

Schubladen, Hängemappenauszug 18
Tiroirs, Extensions pour dossiers suspendus
Cassetti, Telaio estraibile per cartelle sospese
Cajones, Extensiones para las carpetas en suspensión
Drawers, Pull–out suspension filing frame

Schiebetüren 21
Portes coulissantes
Porte scorrevoli
Puertas correderas
Sliding doors

Flügeltüren 24
Portes battantes
Porte battenti
Puertas batientes
Hinged doors

Zubehör 28
Accessoires
Accessori
Accesorios
Accessories

Informationen
Informations
Informazioni
Información
Information

Diese Montageanleitung enthält wichtige Sicherheitshinweise.
Bitte lesen Sie die Montageanleitung vor dem Aufstellen des Produktes sorgfältig durch, insbesondere das Kapitel Sicherheit.

Cette instruction de montage contient des consignes de sécurité importantes.
Veuillez la lire attentivement avant la mise en place des étagères. Particulièrement le chapitre de sécurité.

Le presenti istruzioni di montaggio includono importanti indicazioni di sicurezza.
Si prega di leggere attentamente le istruzioni prima dell'installazione del prodotto. Particolarmente il capitolo di sicurezza.

Estas instrucciones de montaje contienen advertencias de seguridad importantes.
Por favor lea las instrucciones de montaje cuidadosamente antes de la instalación del producto, sobre todo el capítulo referente a la seguridad.

The assembly instructions contain important safety instructions.
Please read assembly instructions carefully befor setting up the product. Pay special attention to the safety section.

Warnhinweise
Attention
Avvertenze
Precaución
Warning notices

Beachten / Befolgen
Respecter / Suivre
Considerare / Seguire
Observar / Para seguir
To observe / To follow

Montageanleitung
Instruction de montage
Istruzioni per il montaggio
Instrucción de montaje
Assembly instruction

Masse
Dimensions
Dimensioni
Dimensiónes
DimensionsHandschuhe

Informationen
Informations
Informazioni
Información
Information

Handschuhe tragen
Portant des gants
Guanti quando
Use guantes
Wearing gloves

Belastung
Charge
Portata
Capacidad de carga
Load capacitiy

Werkzeuge
Outils
Utensili
Herramientas
Tools

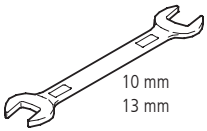

Produktübersicht mit Regalstützen
Aperçu des produits avec cadres á montants
Panoramica del prodotto con montanti
Vista general del producto con par de apoyos de estantería
Product overview with side frames

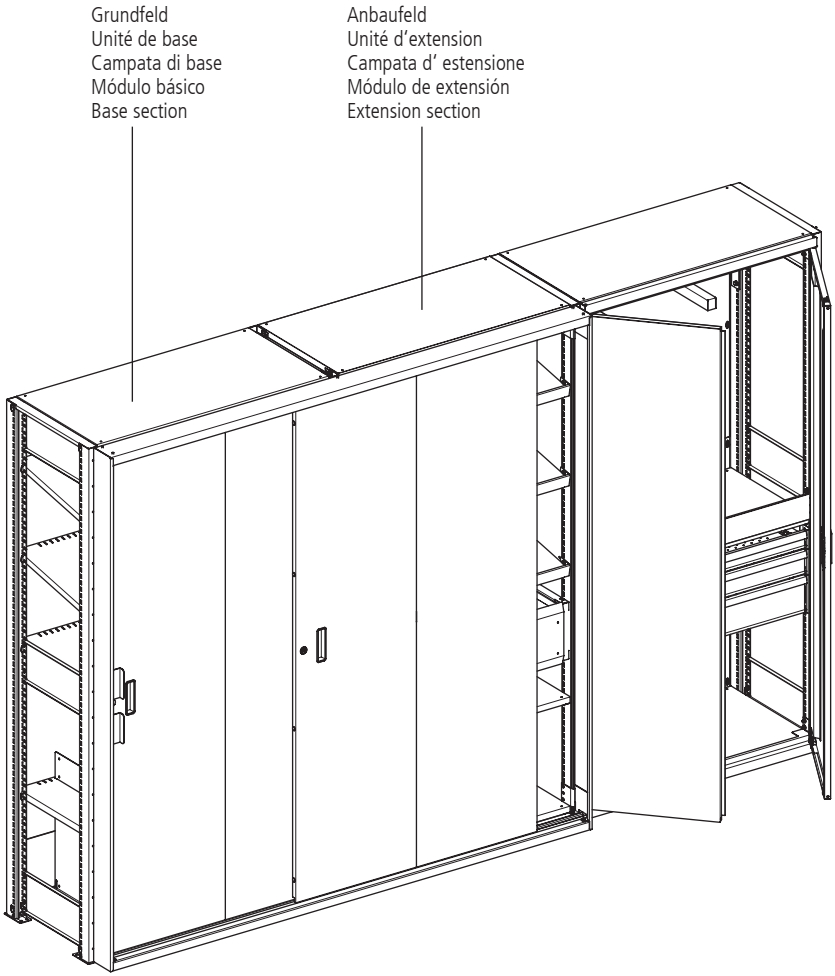

Produktübersicht mit Vollwand
Aperçu des produits avec paroi pleine
Panoramica del prodotto con parete piena
Vista general del producto con montantes enteros
Product overview with solid wall

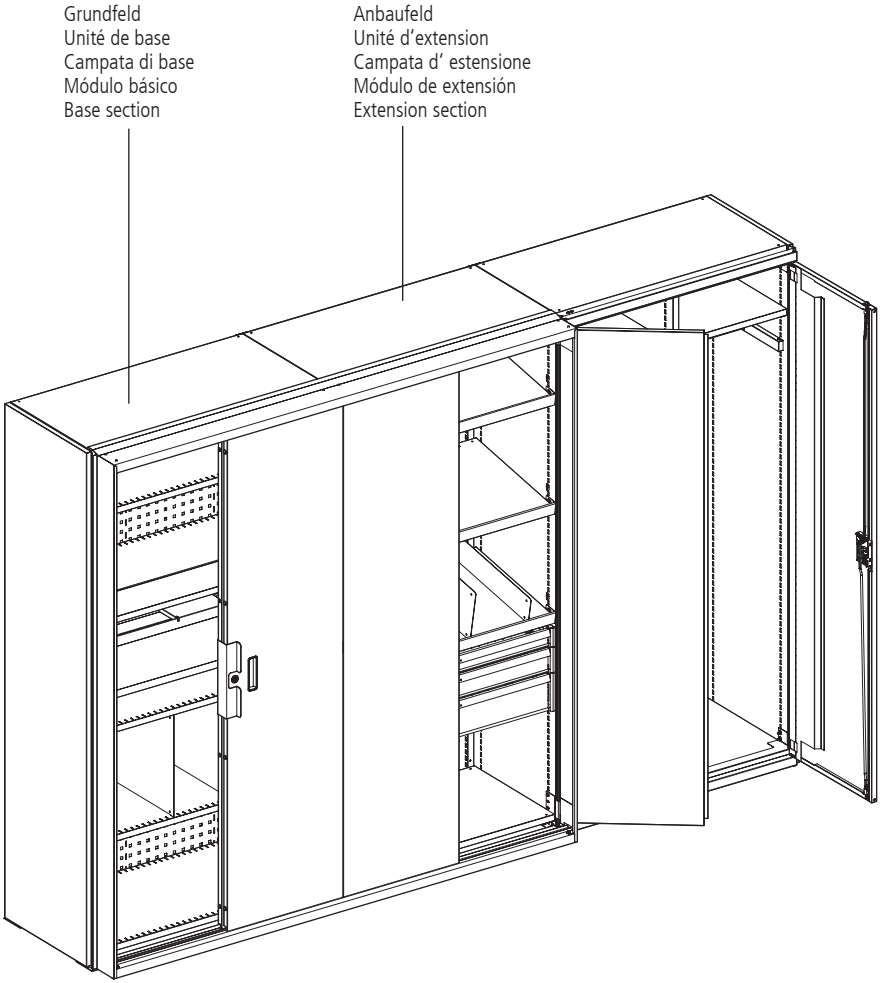

Sicherheitshinweise
Indications de sécurité
Indicazioni di sicurezza
Advertencias de seguridad
Safety instructions

BGR 234
SUVA Z149

Montageanleitung beachten
Lire les instructions de montage
Leggere le istruzioni di montaggio
Observar las instrucciones de montaje
Read assembly instructions

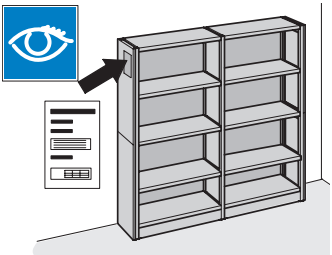

Belastungstabelle beachten
Tenir compte de la table des charges
Rispettare la tabella dei carichi
Observar la tabla de cargas
Observe the load chart

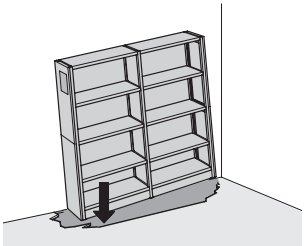

Bodentragfähigkeit beachten/Gesamtlast
Tenir compte de la charge maximale du sol
Verificare la portata massima del pavimento
Tener en cuenta la capacidad de carga del suelo/carga total
Observe max. floor loading capacity

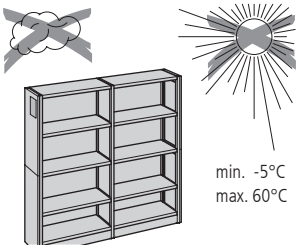

Nicht dauerhaft im Freien aufstellen
Ne pas établir permanent à l'extérieur
Non installare permanentemente al aperto
No instalar permanentemente al aire libre
Do not set up outdoors permanently

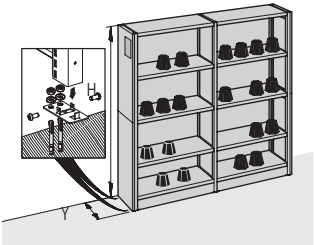

Verankerung notwendig bei Flügeltüren, Schubladen und wenn H > 5Y.
Ancrage nécessaire pour portes battantes, tiroirs et si H > 5Y.
Ancoraggio necessario per porte a battenti, cassetti e se H > 5Y.
Anclaje necesario con puertas batientes, cajones, y cuando H > 5Y.
Anchorage necessary with hinged doors, drawers and if H > 5Y.

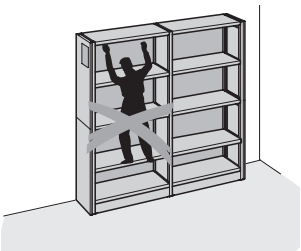

Regal niemals besteigen
Ne jamais grimper sur les étagères
Non salire mai sullo scaffale
No subirse nunca al armario
Never climb on shelves

Sicherheitshinweise
Indications de sécurité
Indicazioni di sicurezza
Advertencias de seguridad
Safety instructions

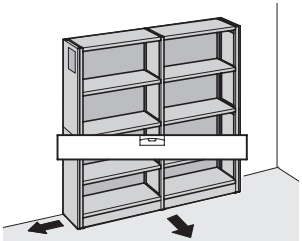

Regal horizontal ausrichten
Aligner les étagères horizontalement
Allineare lo scaffale orizzontalmente
Alinear la estantería horizontalmente
Align shelves horizontally

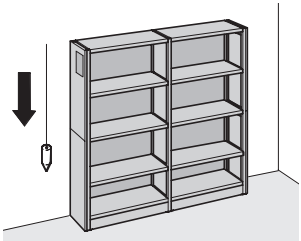

Regal vertikal ausrichten
Aligner les étagères verticalement
Allineare lo scaffale verticalmente
Alinear la estantería verticalmente
Align shelves vertically



Nivilierplatte verwenden
Utiliser plaques de nivellement
Usare piastre di livellamento
Utilizar placas de nivelación
Use leveling plates



Keine Demontage in belastetem Zustand
Ne pas démonter sous charge
Non smontare in condizioni di carico
No desmontar en estado cargado
Do not disassemble if loads are on the shelves



Beschädigte Regalelemente ersetzen (Belastung)
Remplace les éléments endommagés (charge)
Sostituire gli elementi danneggiati (portata)
Sustituir elementos dañados (carga)
Replace demaged shelves (load)

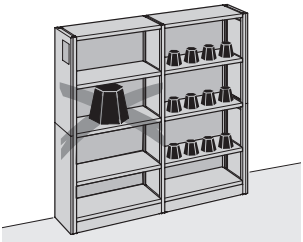

Lasten gleichmässig verteilen
Répartir les charges de façon uniformément
Distriburie i pesi in modo uniforme
Repartir las cargas de forma uniforme
Distribute loads evenly

Max. Tragfähigkeiten
Unité de base et d'extension max.
Campata di base e d'estensione max.
Módulo básico y de extensión max
Max. base and extension section

Pro Regalfeld
Par unité d'étagère

Per campata
Por módulo de estantería

Per shelving unit

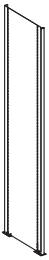

Fachbodenabstand Ecart entre les rayons Distanza fra ripiani Distancia entre anaqueles Shelf spacing	Feldlast mit Diagonalen oder Längsverbänden Charge limite par unité avec diagonales ou renforts longitudinaux Carico per campata con diagonali o giunti longitudinali Carga de módulo con diagonales o conector longitudinales Permissable section load with diagonales or longitudinal connectors	Feldlast mit Rückwänden Charge limite par unité avec parois arrières Carico per campata con pareti a posteriori Carga de módulo con paneles posteriores Permissable section load with rear panels
150 mm	max. 800 kg	max. 1050 kg
300 mm	max. 770 kg	max. 1000 kg
450 mm	max. 750 kg	max. 950 kg
600 mm	max. 710 kg	max. 900 kg
max. 750 mm	max. 680 kg	max. 850 kg

Fachbodenabstand Ecart entre les rayons Distanza fra ripiani Distancia entre anaqueles Shelf spacing	Feldlast mit Diagonalen, Längsverbänden oder Rückwänden Charge limite par unité avec diagonales, renforts longitudinaux ou parois arrières Carico per campata con diagonali, giunti longitudinali o pareti a posteriori Carga de módulo con diagonales, conector longitudinales paneles posteriores Permissable section load with diagonales, longitudinal connectors or rear panels
0 – max. 750 mm	max. 2800 kg

Die Tragfähigkeiten gelten nur bei gleichmässig verteilter Last!
Les capacités de charge ne sont valables qu'avec la charge uniformément répartie.!
Distriburie i pesi in modo uniforme!
Repartir las cargas de forma uniforme!
The load data apply only for uniformly distributed load!

Max. Tragfähigkeiten
Unité de base et d'extension max.
Campata di base e d'estensione max.
Módulo básico y de extensión max
Max. base and extension section

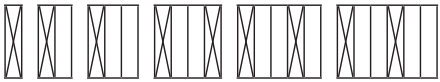

Bei Anwendung von **Diagonalen** oder **Längsverbänden** haben die Tragfähigkeiten nur dann Gültigkeit, wenn:
Jedes 3. Regalfeld mit einer Diagonalen oder mit Längsverbänden versehen ist.
Avec l'utilisation des **diagonales** ou **renfort longit**, les capacités de charge sont valables uniquement si :
une unité de rayonnage sur 3 est munis de diagonales ou de renfort longit.
Utilizzando le **diagonali** o i **giunti longitudinali**, le portate sono valide solo se:
una campata ogni 3 è dotata di una diagonale o di un giunto longitudinale.
Cuando se utilizan **diagonales** o **estructuras longitudinales**, las capacidades de carga tienen validez solo cuando:
cada tres módulos de estantería se dispone de una diagonal o estructuras longitudinales.
When using **diagonal braces** or **lengthwise braces**, the loadbearing capacities are only valid if:
Every third shelf unit is fitted with a diagonal brace or with lengthwise braces.

Bei Anwendung von **Rückwänden** haben die Tragfähigkeiten nur dann Gültigkeit, wenn:
Bis 5 Regalfelder: mindestens ein Regalfeld mit einer Rückwand versehen ist.
Ab 6 Regalfelder: mindestens 2 Felder oder jedes 5. Regalfeld mit einer Rückwand versehen ist.
Avec l'utilisation de **parois arrières**, les capacités de charge sont valables uniquement si :
jusqu'à 5 unités de rayonnage : au moins une unité de rayonnage est munis d'une paroi arrière.
à partir de 6 unités de rayonnage : au moins 2 unités ou une sur 5 est munis d'une paroi arrière.
Utilizzando le **pareti posteriori**, le portate sono valide solo quando:
fino a 5 campate: almeno una campata è dotata di una parete posteriore.
da 6 campate: almeno 2 campate sono dotate di parete posteriore.
Cuando se utilizan **paneles posteriores**, las capacidades de carga tienen validez solo cuando:
la estanteria se dispone de min. un panel hasta el modulo número 5 y apartir de el modulo número 6 min. dos paneles por modulo.
When using **rear panels**, the load-bearing capacities are only valid if:
Up to five shelf units: at least one shelf unit is fitted with a rear panel.
From six shelf units: at least two units or every fifth shelf unit is fitted with a rear panel.

Pro Fachboden
Par étagère combinée
Per scaffale a ripiani
Por estantería de carga media
Per shelf unit

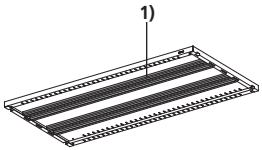

Anzahl Verstärkungen 1) **Nombre de profilés de renfort 1)** **Numero dei profili di rinforzo 1)** **Número de perfiles de refuerzo 1)** **Number of strengtheners 1)**	0	1	2	3
Tragfähigkeit **Capacité de charge** **Portata ripiani** **Capacidad de carga** **Carring capacity**	80 kg	160 kg	220 kg	280 kg

Bodenverankerung
Ancrage
Ancoraggio
Anclaje en el suelo
Anchorage

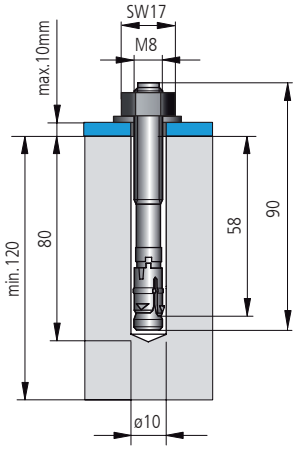

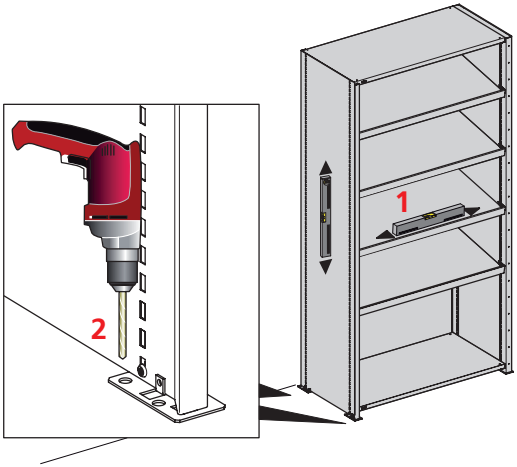

C20/25 (DIN EN 1992-1-1)

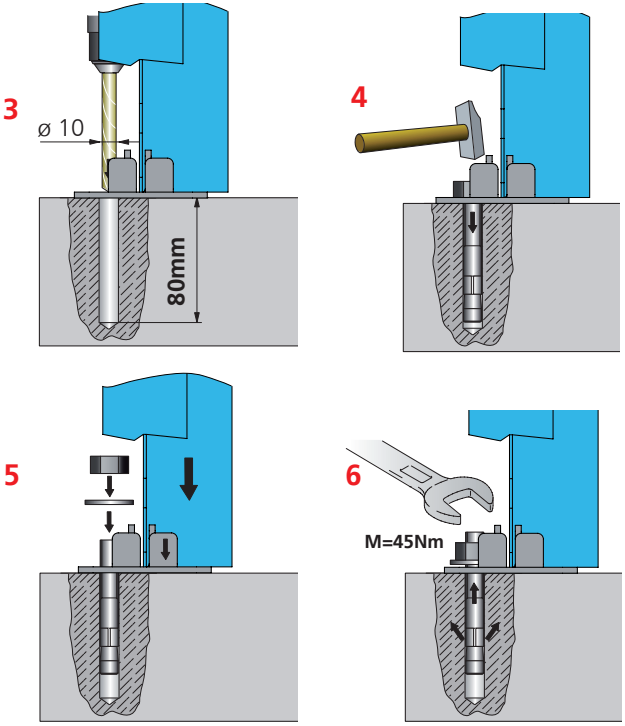

Grund- und Anbaufeld
Unité de base et d'extension
Campata di base e d'estensione
Módulo básico y de extensión
Base and extension section

Handschuhe tragen
Portant des gants
Guanti quando
Use guantes
Wearing gloves

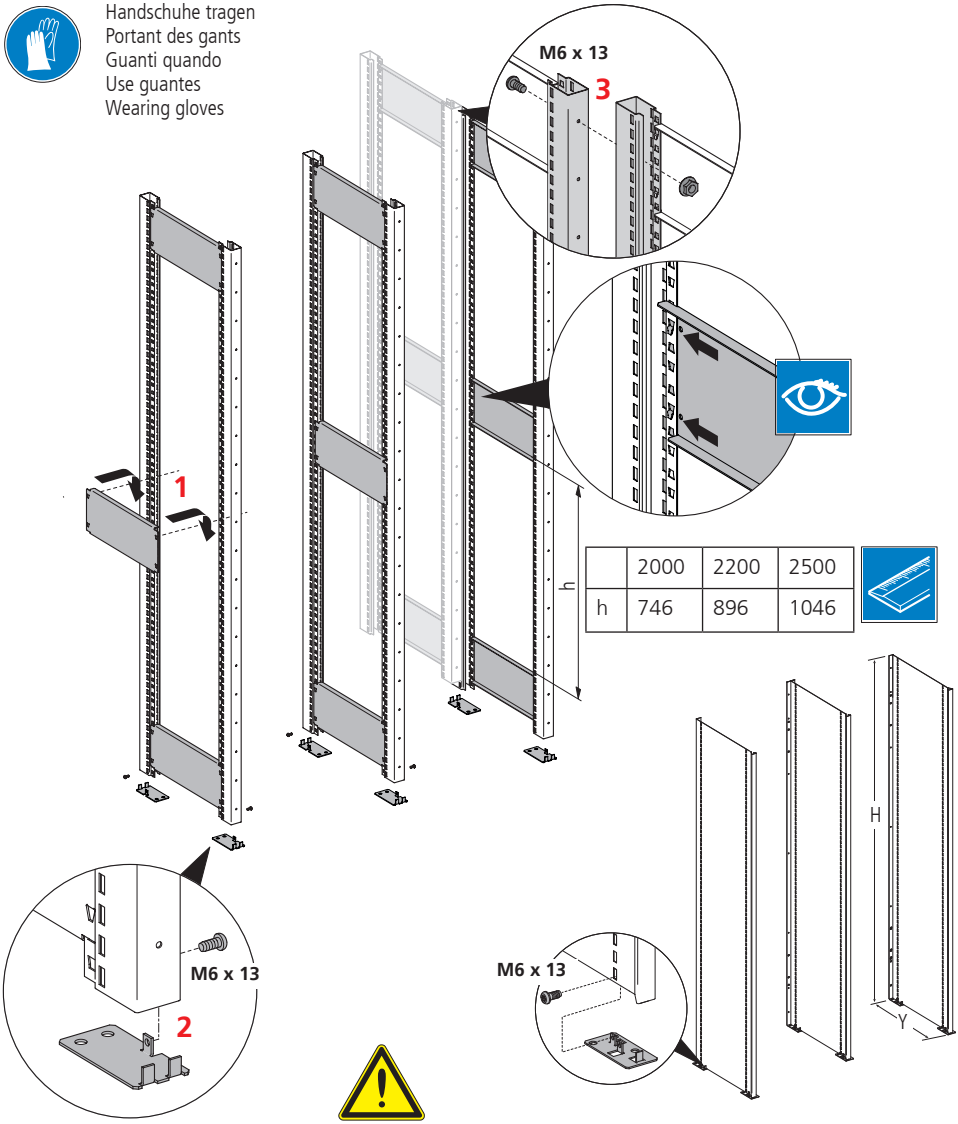

	2000	2200	2500
h	746	896	1046

Verankerung notwendig bei Flügeltüren, Schubladen und wenn H > 5Y.
Ancrage nécessaire pour portes battantes, tiroirs et si H > 5Y.
Ancoraggio necessario per porte a battenti, cassetti e se H > 5Y.
Anclaje requerido con puertas de dos batientes, cajones, y cuando H > 5Y.
Anchorage necessary with hinged doors, drawers and if H > 5Y.

Diagonalkreuz
Diagonales
Croci diagonali
Diagonales
Diagonal crosser

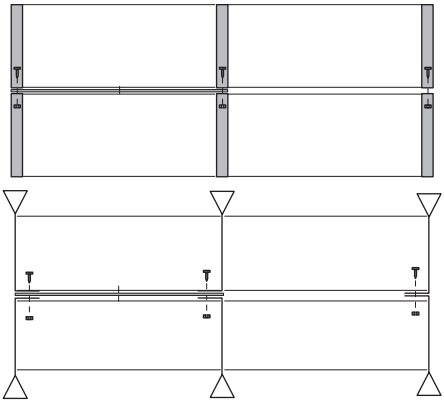

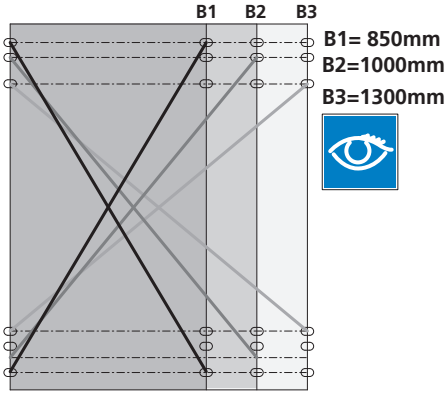

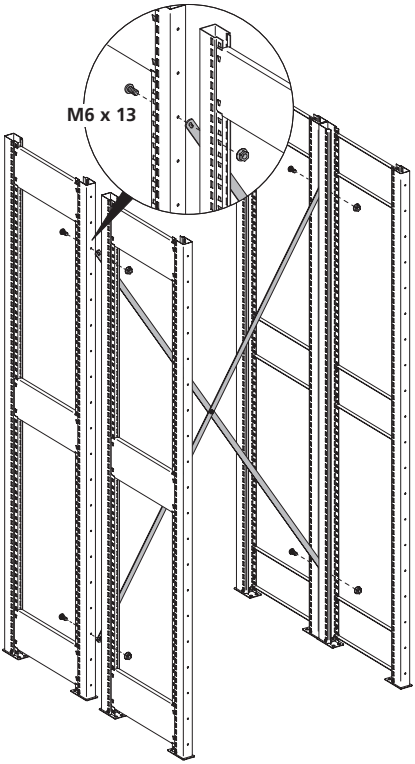

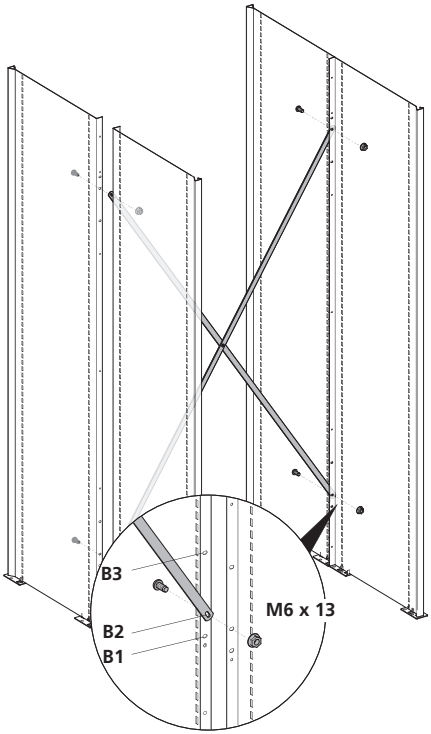

Rückwand
Parois arrières
Pareti a posteriori
Paneles posteriores
Rear panels

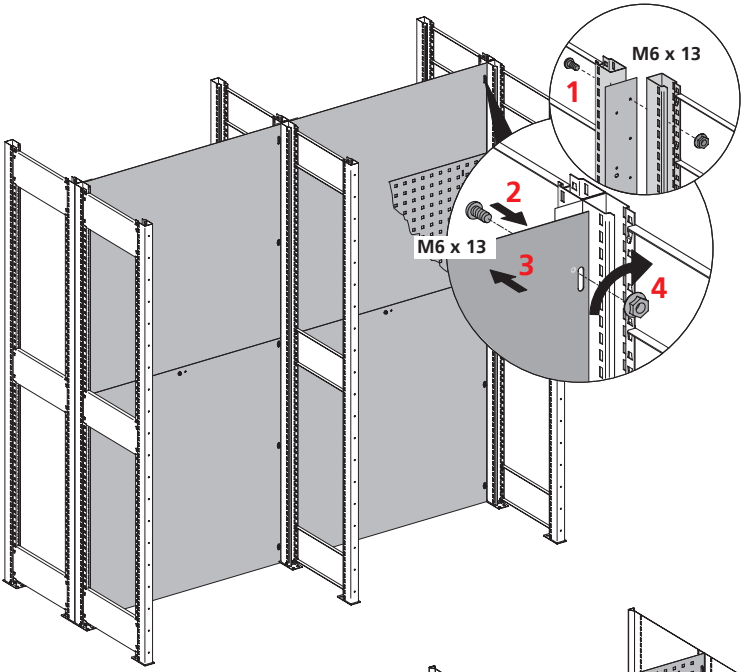

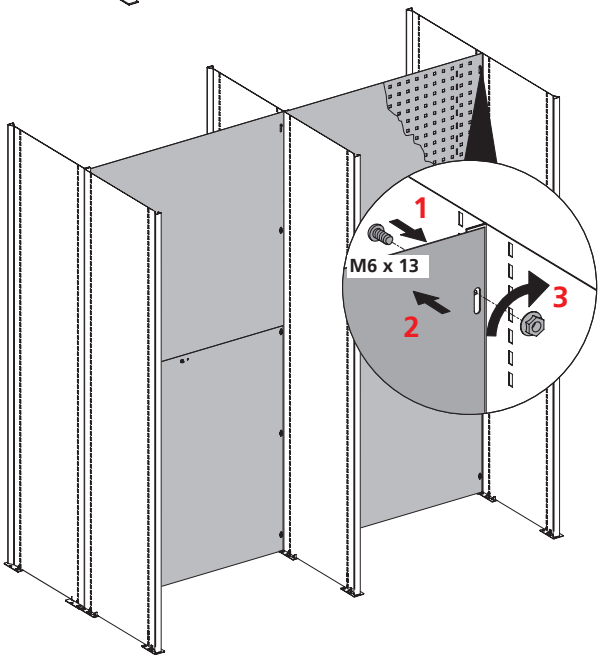

Längsverbinder
Renforts longitudinaux
Giunti longitudinali
Conector longitudinales
longitudinal connector

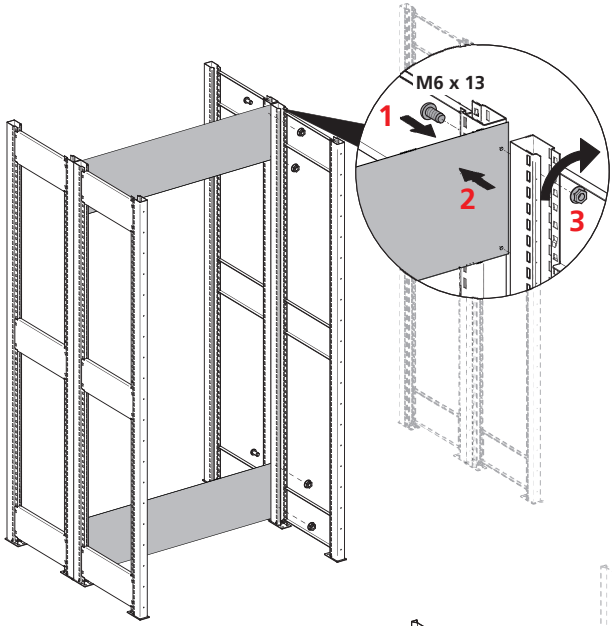

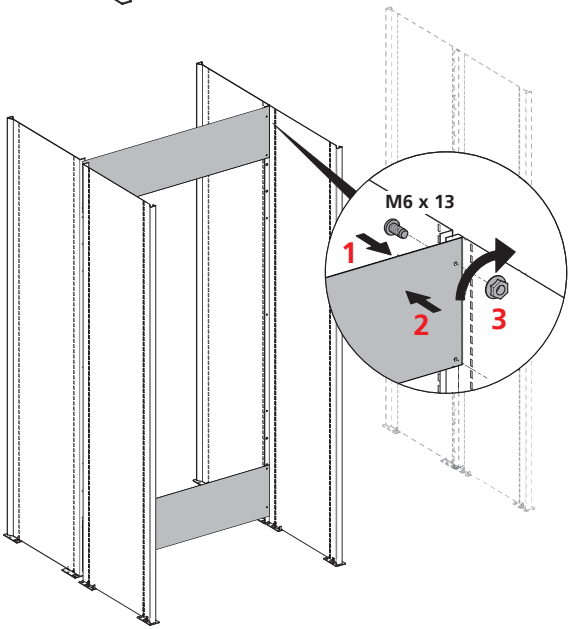

Gitterrückwand
Parois arrières en treillis
Pareti posteriori a rete
Paneles posteriores de malla
Rear gratings

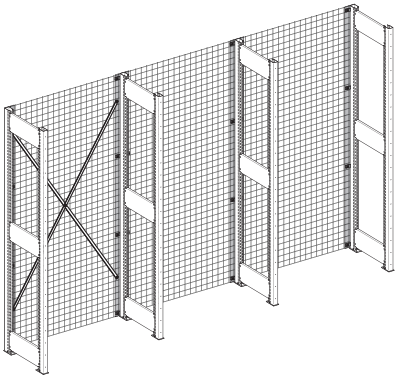

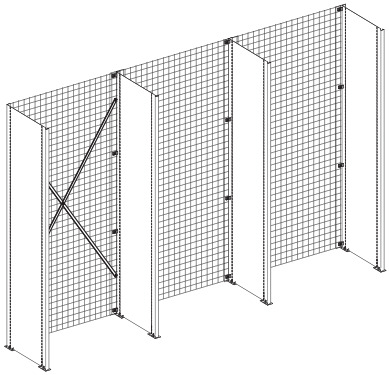

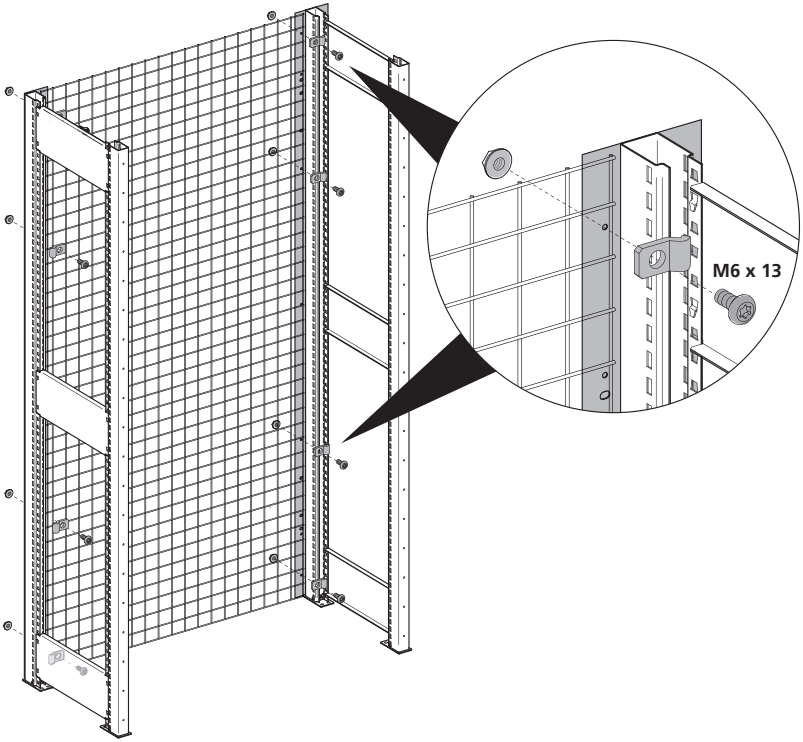

Zwischenwand, Seitenabschlusswand
Parois intermédiaires, Parois latérales de fermeture
Pareti intermedie, Pareti laterali di chiusura
Paredes intermedias, Paredes l laterales
Partitions, Side panels

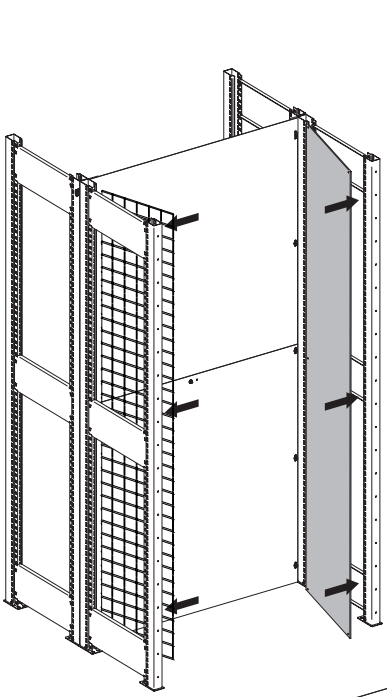

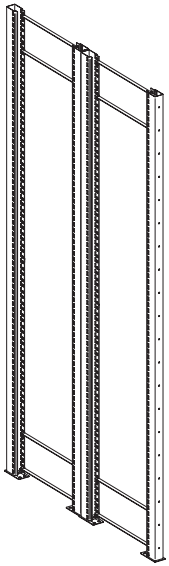

Belastungstabelle anbringen
Fixer plaque de charge
Fissare targhetta della portata
Colocar tabla de cargas
To fix carrying capacity plate

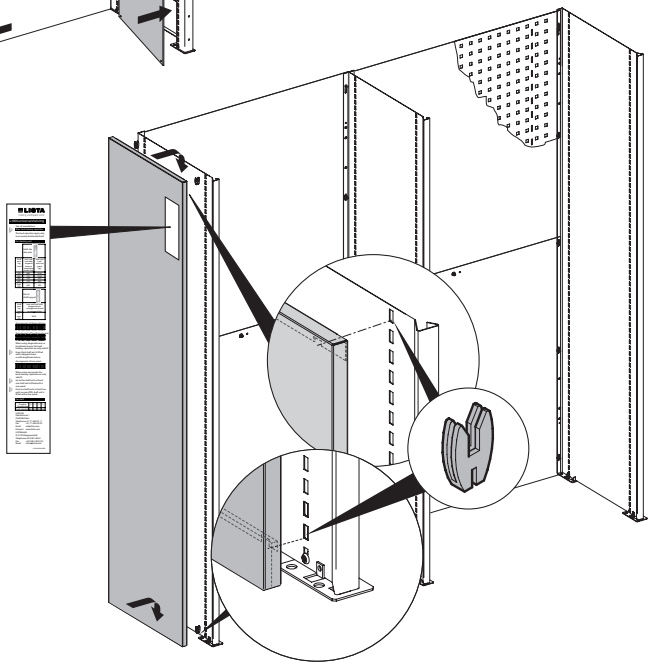

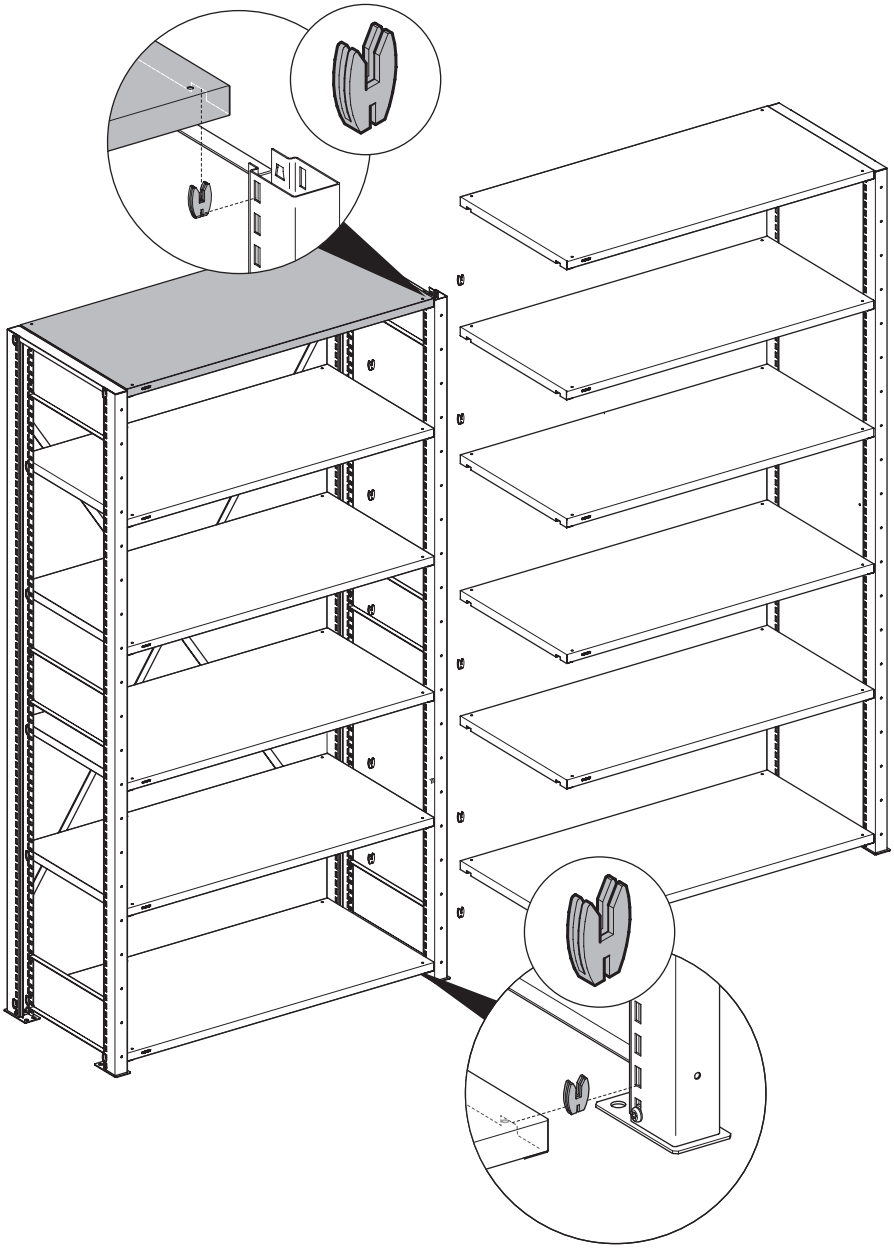

LISTA

Sicherheitshinweise
Indications de sécurité
Indicazioni di sicurezza
Advertencias de seguridad
Safety instructions

Nur bei 500 mm Regaltiefe möglich.
Seulement possible avec profondeur d' étagère de 500 mm.
Possibile soltanto con una profondità dello scaffale di 500 mm.
Sólo posible con profundidad de estantería de 500 mm
Only 500mm shelf depth possible.

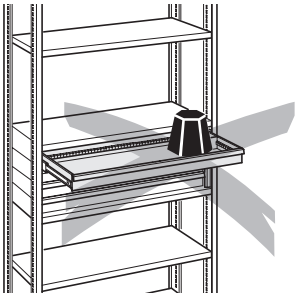

Lasten gleichmässig verteilen
Répartir les charges de façon uniformément
Distribuire i pesi in modo uniforme
Repartir las cargas de forma uniforme
Distribute loads evenly



Schubladen nicht besteigen
Ne pas grimper sur les tiroirs
Non salire sui cassetti
No subirse en los cajones
Do not climb on drawers

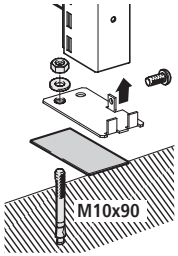

Bodenverankerung zwingend
Ancrage de sol nécessaire
Ancoraggio necessario
Anclaje en el suelo imprescindible
Anchorage necessary

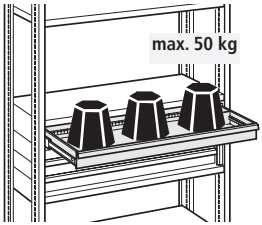

Maximale Belastung beachten
Respecter la charge maximale
Non superare la portata massima consentita
No exceder la carga máxima
Do not exceed max. permitted load capacity



Keine Demontage in belastetem Zustand
Pas de démontage sous charge
Non smontare in condizioni di carico
No desmontar en estado cargado
Do not disassemble when loaded

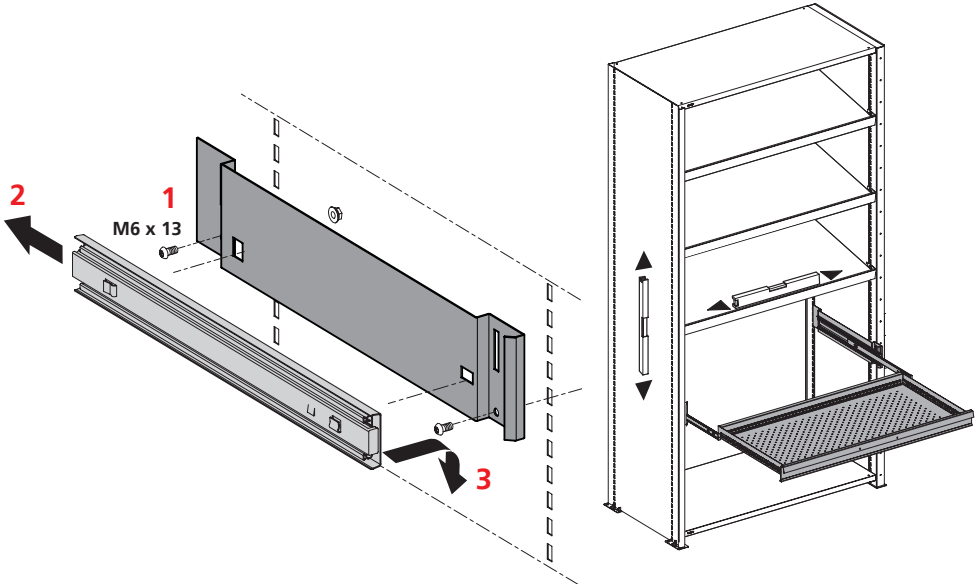

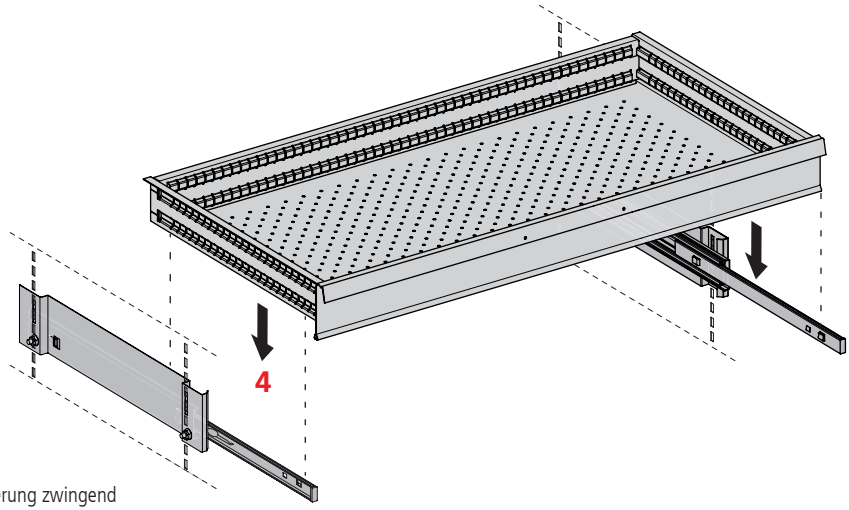

Bodenverankerung zwingend
Ancrage nécessaire
Ancoraggio necessario
Anclaje en el suelo imprescindible
Anchorage necessary

Hängemappenauszug
Extensions pour dossiers suspendus
Telaio estraibile per cartelle sospese
Extensiones para las carpetas en suspensión
Pull–out suspension filing frame

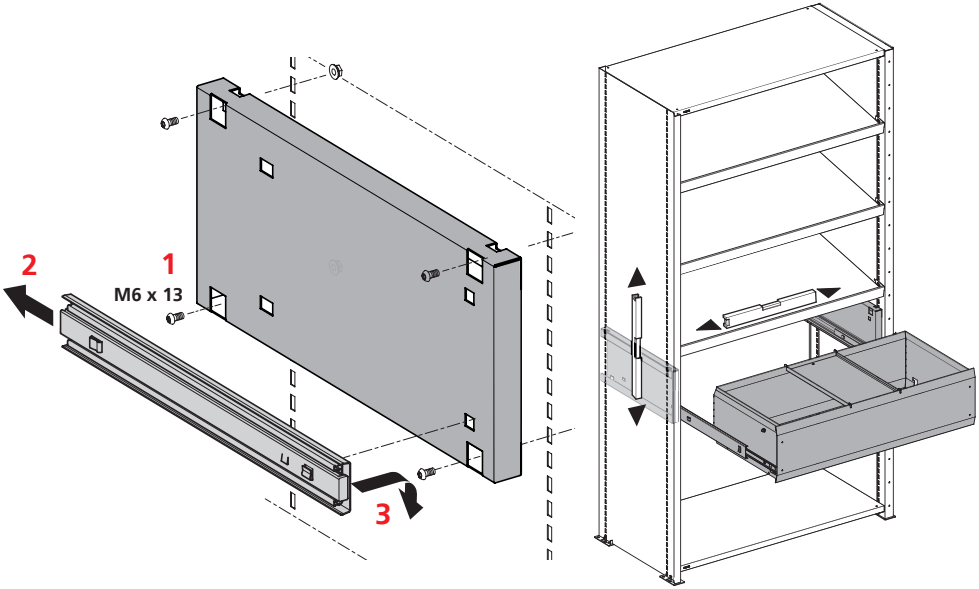

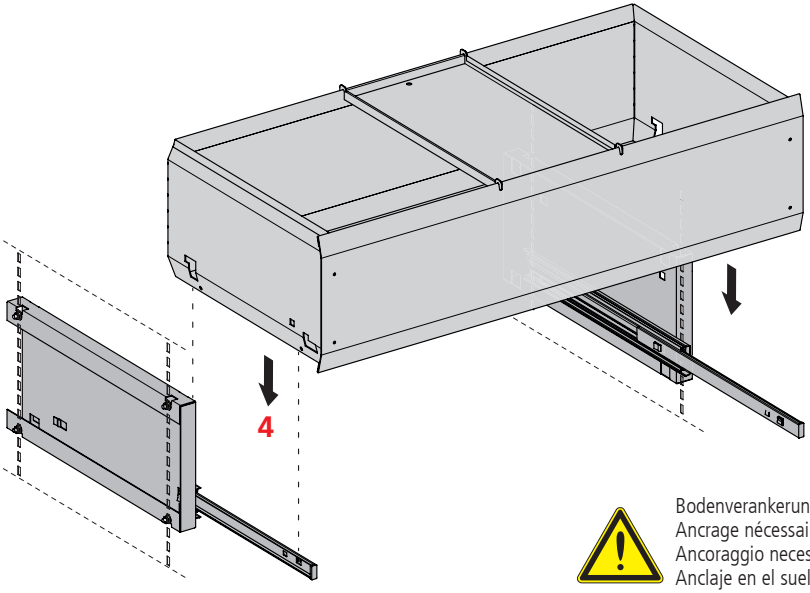

Bodenverankerung zwingend
Ancrage nécessaire
Ancoraggio necessario
Anclaje en el suelo imprescindible
Anchorage necessary

Schiebetüren
Portes coulissantes
Porte scorrevoli
Puertas correderas
Sliding doors

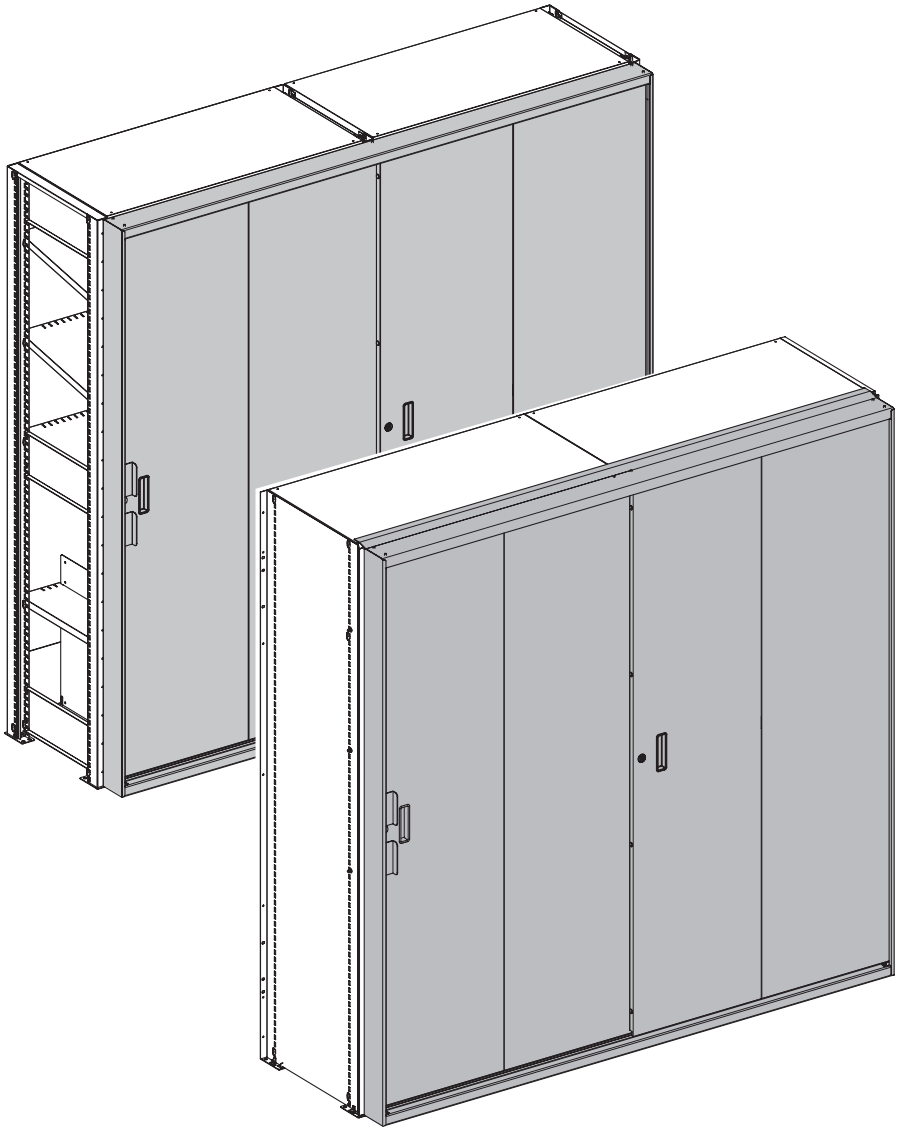

LISTA

A Regalstützenpaar
Paire de montants
Coppia di montanti per scaffali
Par de soportes de estanterías
Pair of shelf supports

B Vollblech-Seitenwand
Paroi latérale en tôle pleine
Parete laterale in lamiera piena
Panel lateral de chapa maciza
Solid sheet side panel

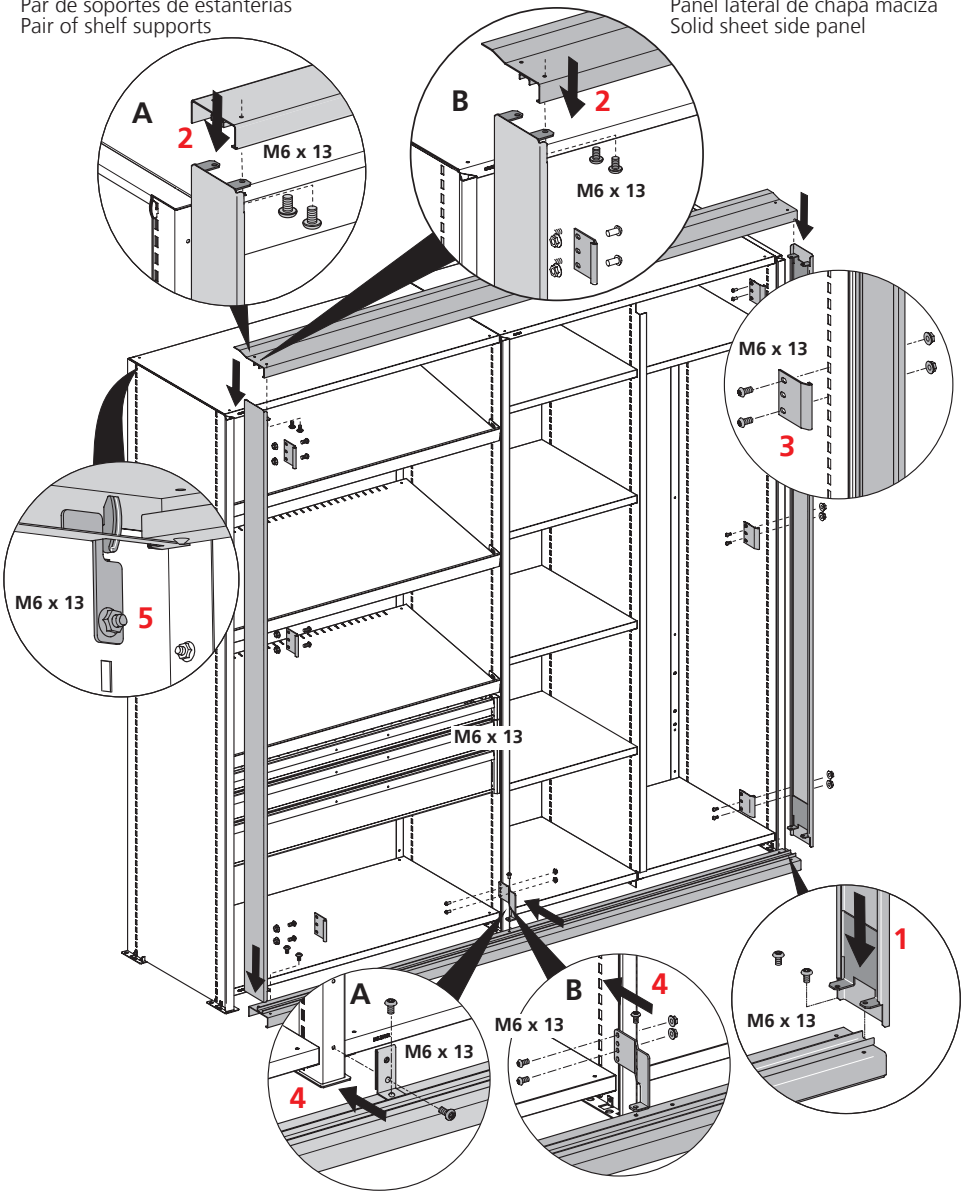

Montage Schiebetüren
Montage des portes coulissantes
Montaggio porte scorrevoli
Montaje de puertas correderas
Assembling sliding dors

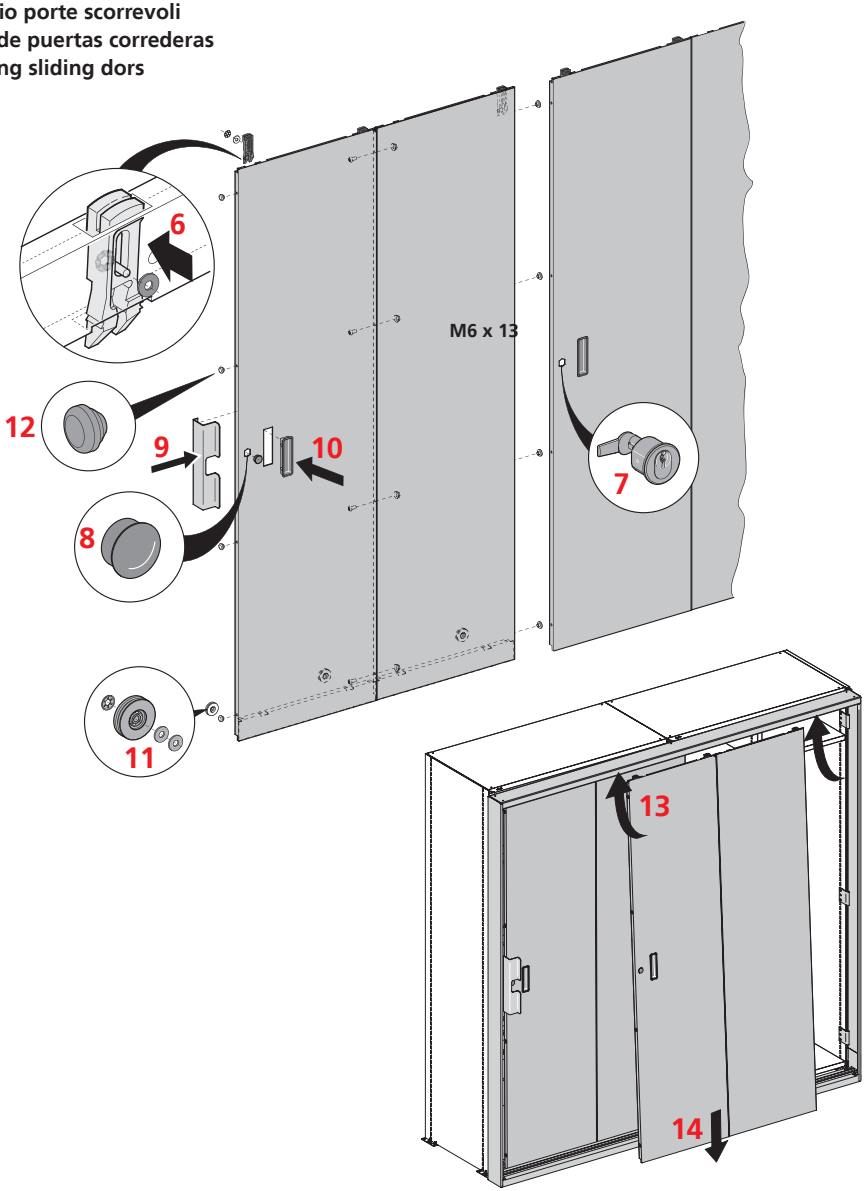

Flügeltüren
Portes battantes
Porte battenti
Puertas batientes
Hinged doors

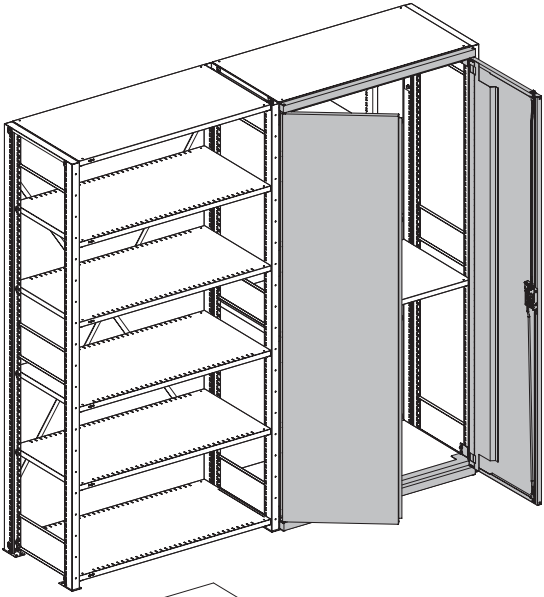

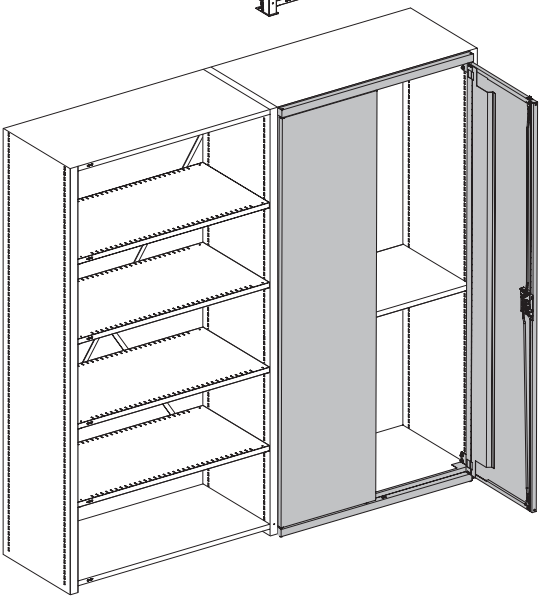

Laufschiene oben/unten
Glissière en haut/bas
Guide di scorrimento superiori/inferiori
Carril de rodadura superior/inferior
Upper/lower runner

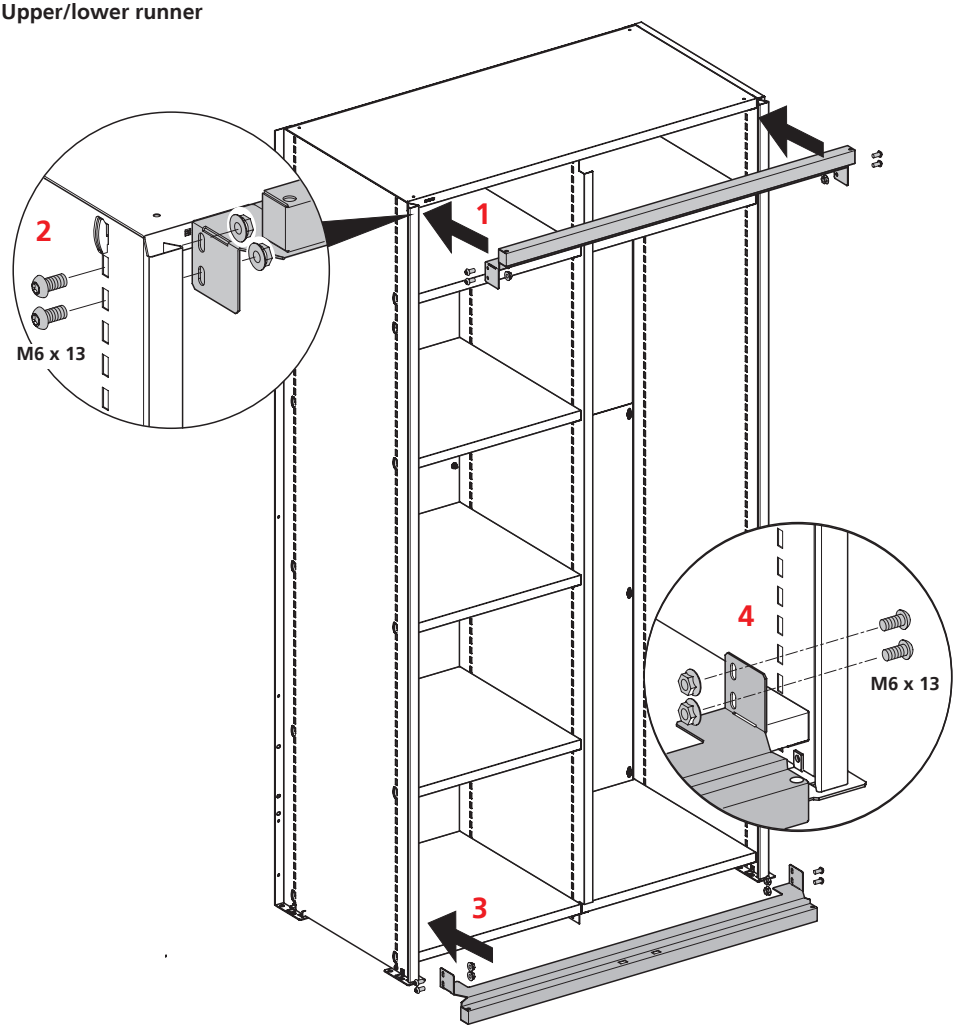

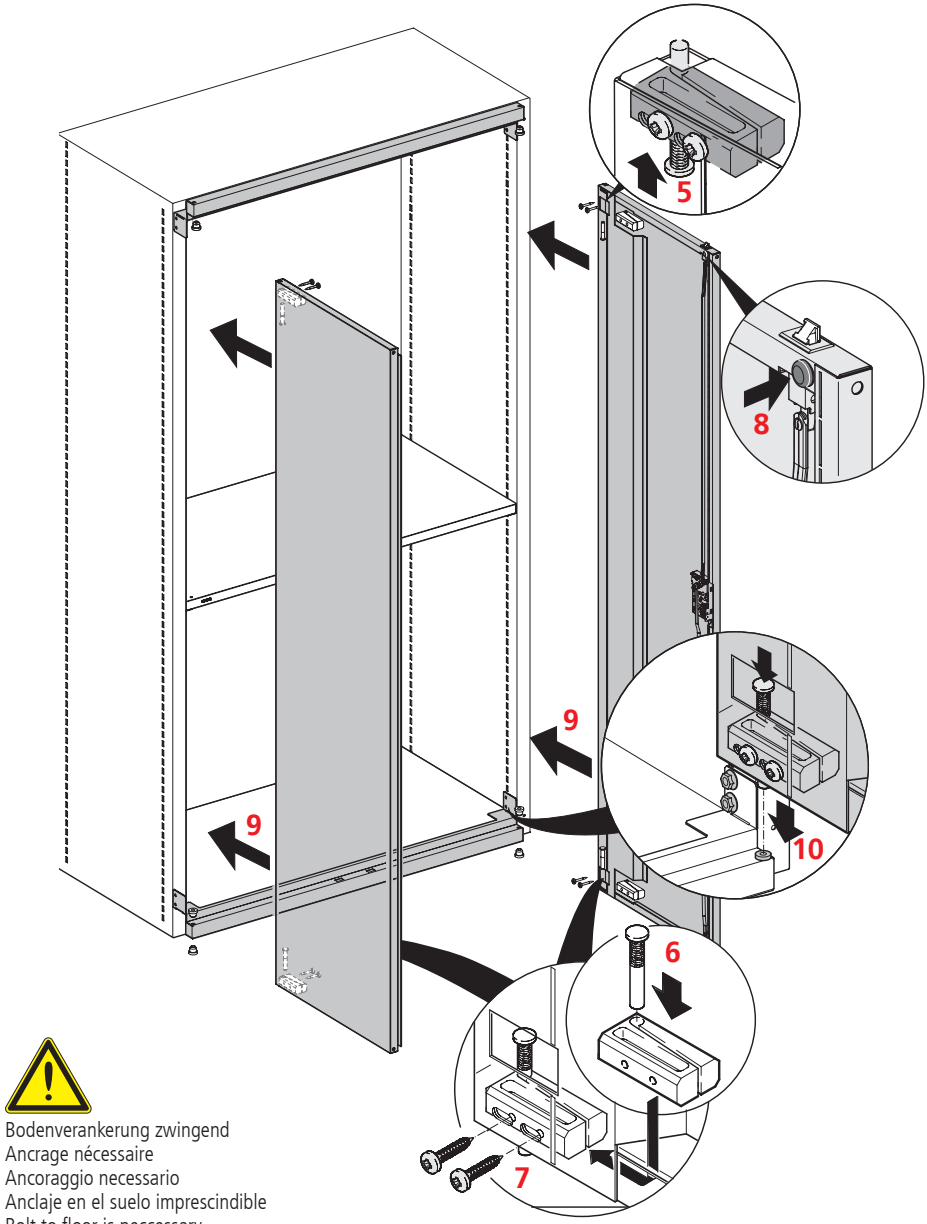

Bodenverankerung zwingend
Ancrage nécessaire
Ancoraggio necessario
Anclaje en el suelo imprescindible
Bolt to floor is neccessary

LISTA

Türschloss
Serrure porte
Chiusura porta
Cerradura de puerta
Door locking

Schlossstange
Portes battantes
Porte a battenti
Montaje de puertas batientes
Hinged doors

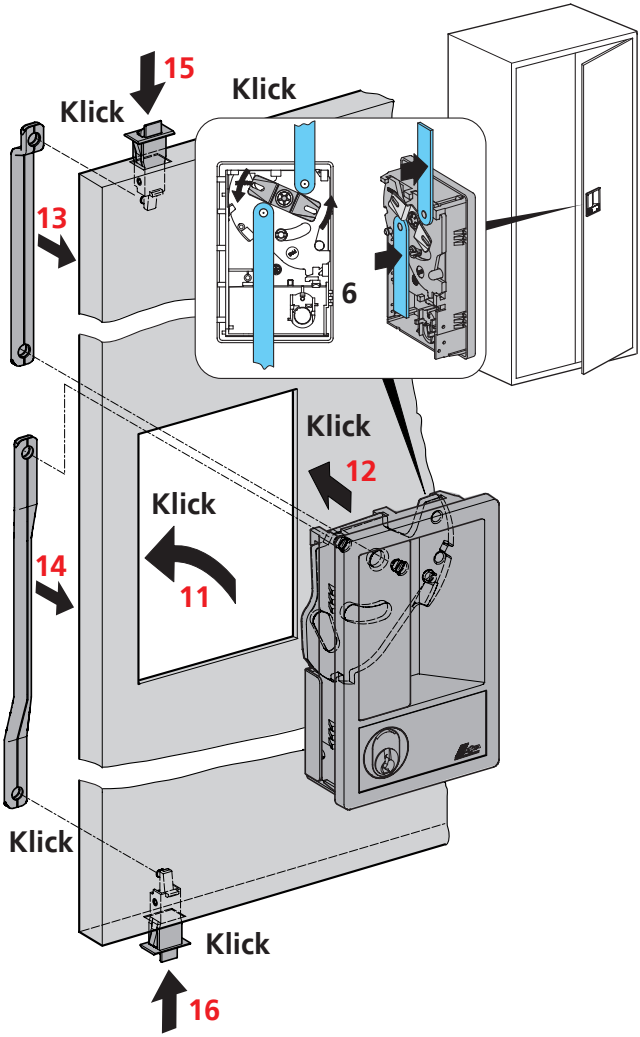

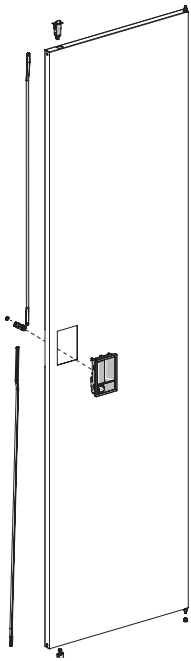

Türen nivellieren und Schrauben festziehen!
Niveler les portes et serrer les vis!
Livellare le porte e serrare le viti!
¡Nivelar las puertas y apretar los tornillos!
Level the doors and tight the screws!

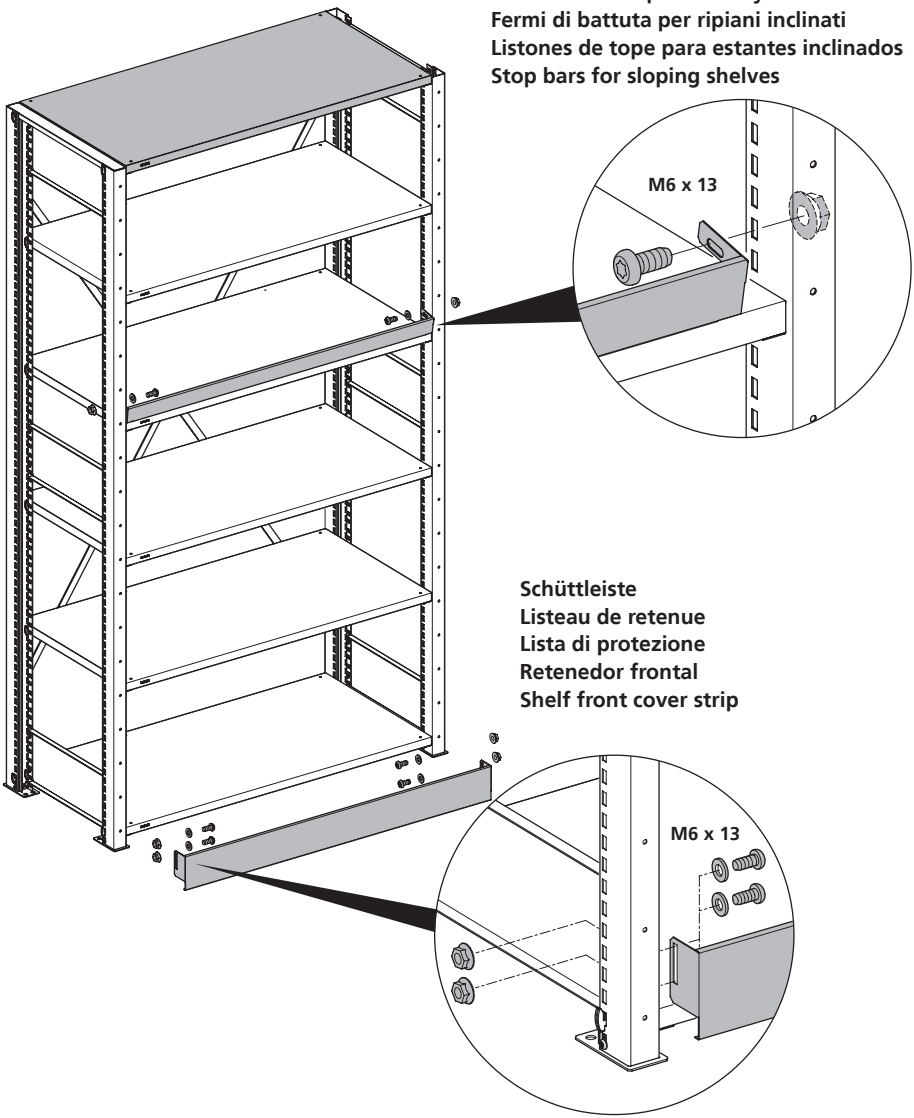
Anschlagleiste für Schrägfachboden
Rails de rebord pour les rayons inclinés
Fermi di battuta per ripiani inclinati
Listones de tope para estantes inclinados
Stop bars for sloping shelves
M6 x 13
Schüttleiste
Listeau de retenue
Lista di protezione
Retenedor frontal
Shelf front cover strip
M6 x 13

LISTA

Organisationsschiene
Rails d'organisation
Barra organizzazione
Carril de organización
Organisational rail

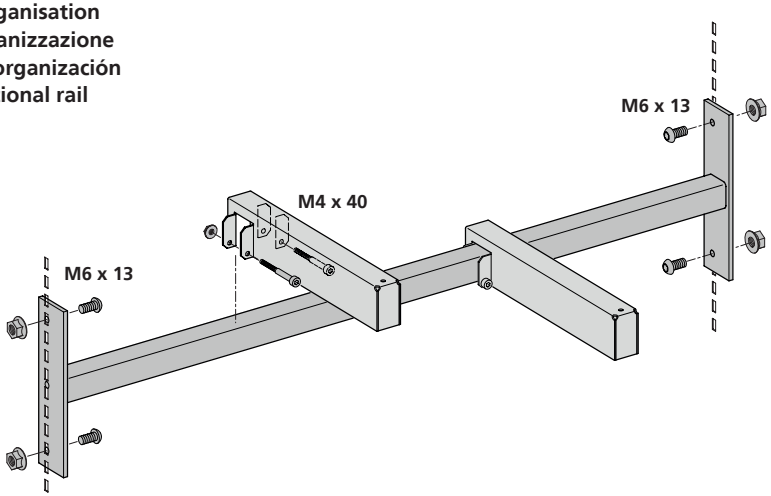

Kleiderstange
Tringle porte-habits
Appendiabiti
Barra guardarropa
Clothes rail

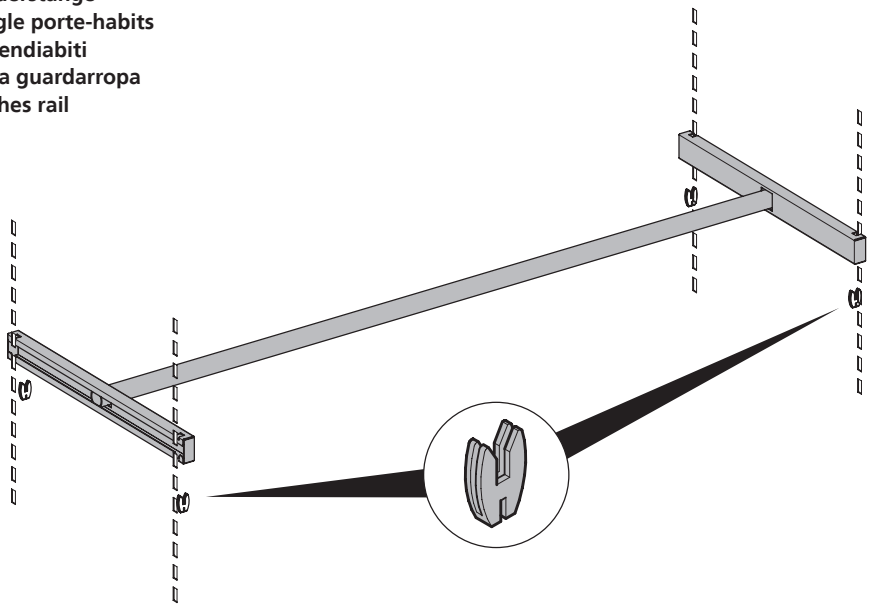

Fachtrennwände
Cloisons intermédiaires
Separatori
Separadores de repisas
Shelf dividers

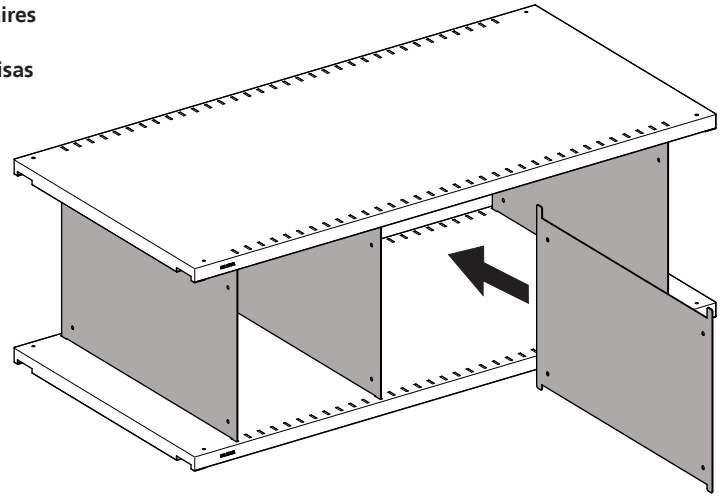

Trennwände
Parois de séparation
Pareti divisorie
Paneles de separación
Dividers

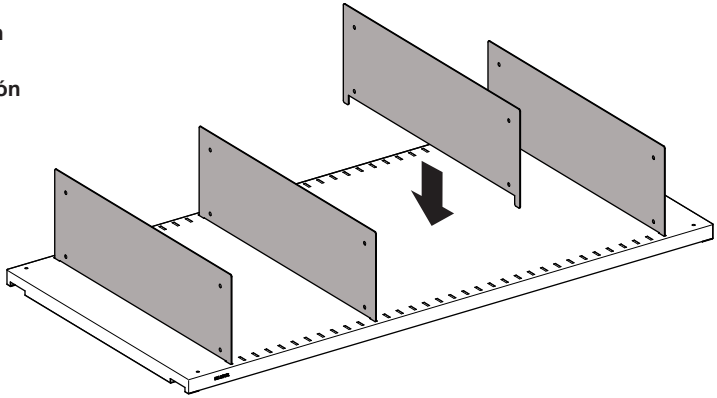

Sockelblende
Caches pour socles
Coprizoccol
Tapas para zócalo
Base covers

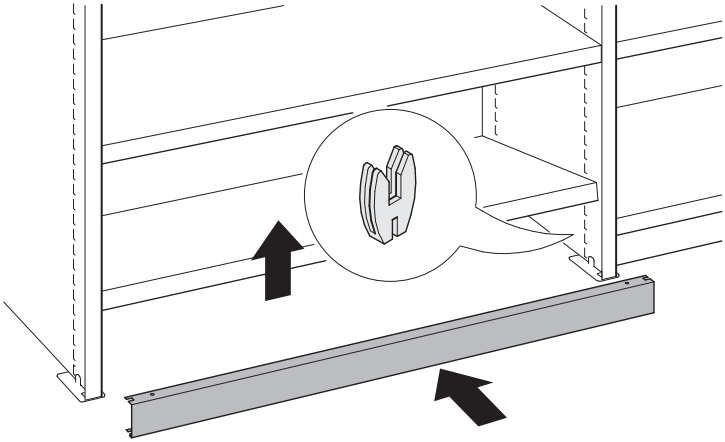

Auffangwanne
Bac de rétention
Vasche di recupero
Cubetas de retención
Drip trays

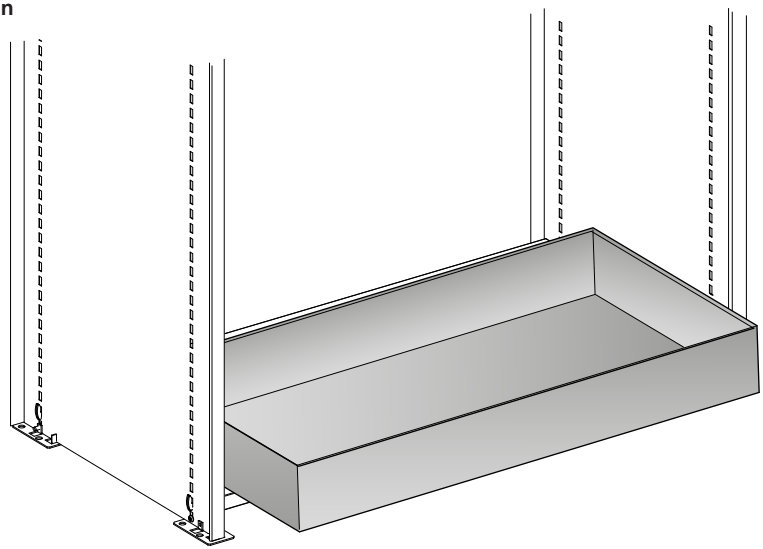

making workspace work

Lista AG
Fabrikstrasse 1
CH-8586 Erlen

Telefon +41 71 649 21 11
Telefax +41 71 649 22 03
info@lista.com
www.lista.com

Certified ISO 9001/14001 OHSAS 18001 Management System

26.02.2016 - 695.013 - V1