LISTA
making workspace work

**Sicherheits- und Montageanleitung**
**Instructions de sécurité et de montage**
**Istruzioni per sicurezza e montaggio**
**Instrucciones de seguridad y de ensamblaje**
**Safety and Assembly Instructions**

Universalregal L1006
Rayonnage universel L1006
Scaffale universale L1006
Sistema de estantería universal L1006
Universal shelves L1006

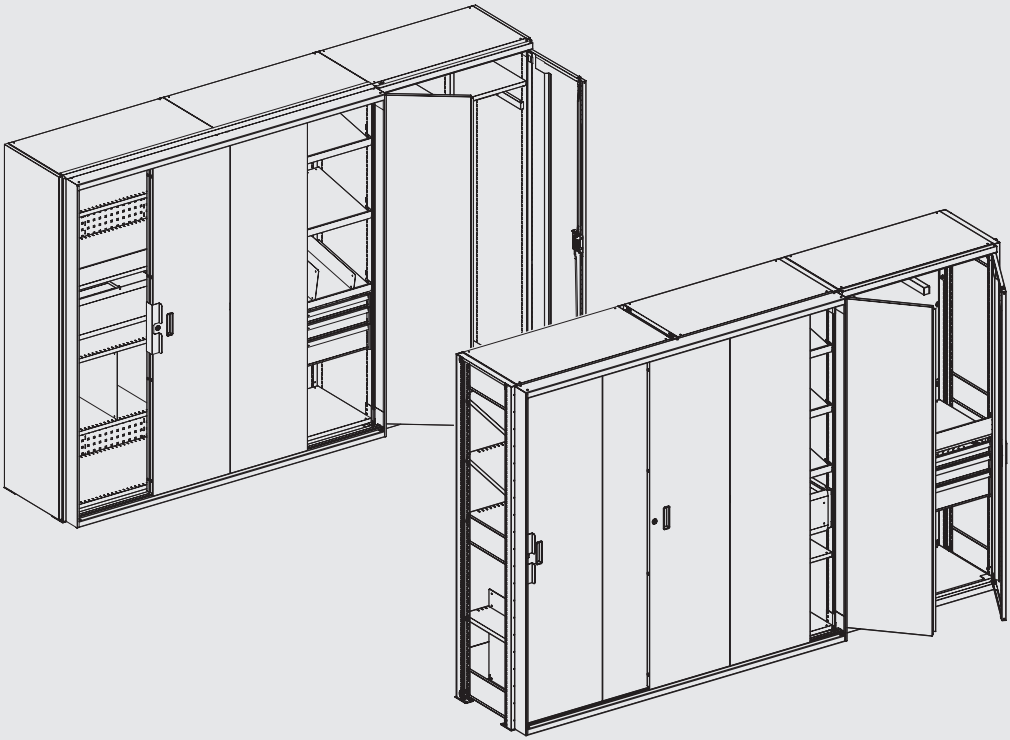

# Inhaltsverzeichnis
# Sommaire
# Sommario
# Índice
# Table of Contents


Informationen 3
Informations
Informazioni
Información
Information

Übersicht 4
Sommaire
Sommario
Vista general
Overview

Sicherheitshinweise 6
Indications de sécurité
Indicazioni di sicurezza
Advertencias de seguridad
Safety instructions

Max. Tragfähigkeiten 8
Unité de base et d'extension
Campata di base e d'estensione
Módulo básico y de extensión
Base and extension section

Bodenverankerung 10
Ancrage
Ancoraggio
Anclaje en el suelo
Anchorage

Grund- und Anbaufeld 11
Unité de base et d'extension
Campata di base e d'estensione
Módulo básico y de extensión
Base and extension section

Diagonalkreuz 12
Diagonales
Croci diagonali
Diagonales
Diagonal crosser

Längsverbinder 13
Renforts longitudinaux
Giunti longitudinali
Conector longitudinales
longitudinal connector

Rückwand 14
Parois arrières
Pareti a posteriori
Paneles posteriores
Rear panels

Gitterrückwand 15
Parois arrières en treillis
Pareti posteriori a rete
Paneles posteriores de malla
Rear gratings

Zwischenwand, Seitenabschlusswand 16
Parois intermédiaires, Parois latérales de fermeture
Pareti intermedie, Pareti laterali di chiusura
Paredes intermedias, Paredes l laterales
Partitions, Side panels

Fachböden 17
Rayons
Ripiani
Estantes
Shelves

Schubladen, Hängemappenauszug 18
Tiroirs, Extensions pour dossiers suspendus
Cassetti, Telaio estraibile per cartelle sospese
Cajones, Extensiones para las carpetas en suspensión
Drawers, Pull–out suspension filing frame

Schiebetüren 21
Portes coulissantes
Porte scorrevoli
Puertas correderas
Sliding doors

Flügeltüren 24
Portes battantes
Porte battenti
Puertas batientes
Hinged doors

Zubehör 28
Accessoires
Accessori
Accesorios
Accessories

# Informationen
# Informations
# Informazioni
# Información
# Information

Diese Montageanleitung enthält wichtige Sicherheitshinweise.
Bitte lesen Sie die Montageanleitung vor dem Aufstellen des Produktes sorgfältig durch, insbesondere das Kapitel Sicherheit.

Cette instruction de montage contient des consignes de sécurité importantes.
Veuillez la lire attentivement avant la mise en place des étagères. Particulièrement le chapitre de sécurité.

Le presenti istruzioni di montaggio includono importanti indicazioni di sicurezza.
Si prega di leggere attentamente le istruzioni prima dell'installazione del prodotto. Particolarmente il capitolo di sicurezza.

Estas instrucciones de montaje contienen advertencias de seguridad importantes.
Por favor lea las instrucciones de montaje cuidadosamente antes de la instalación del producto, sobre todo el capítulo referente a la seguridad.

The assembly instructions contain important safety instructions.
Please read assembly instructions carefully befor setting up the product. Pay special attention to the safety section.

Warnhinweise
Attention
Avvertenze
Precaución
Warning notices

Beachten / Befolgen
Respecter / Suivre
Considerare / Seguire
Observar / Para seguir
To observe / To follow

Montageanleitung
Instruction de montage
Istruzioni per il montaggio
Instrucción de montaje
Assembly instruction

Masse
Dimensions
Dimensioni
Dimensiónes
DimensionsHandschuhe

Informationen
Informations
Informazioni
Información
Information

Handschuhe tragen
Portant des gants
Guanti quando
Use guantes
Wearing gloves

Belastung
Charge
Portata
Capacidad de carga
Load capacitiy

**Werkzeuge**
**Outils**
**Utensili**
**Herramientas**
**Tools**

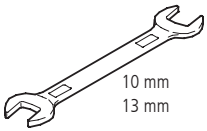

# Produktübersicht mit Regalstützen
# Aperçu des produits avec cadres á montants
# Panoramica del prodotto con montanti
# Vista general del producto con par de apoyos de estantería
# Product overview with side frames

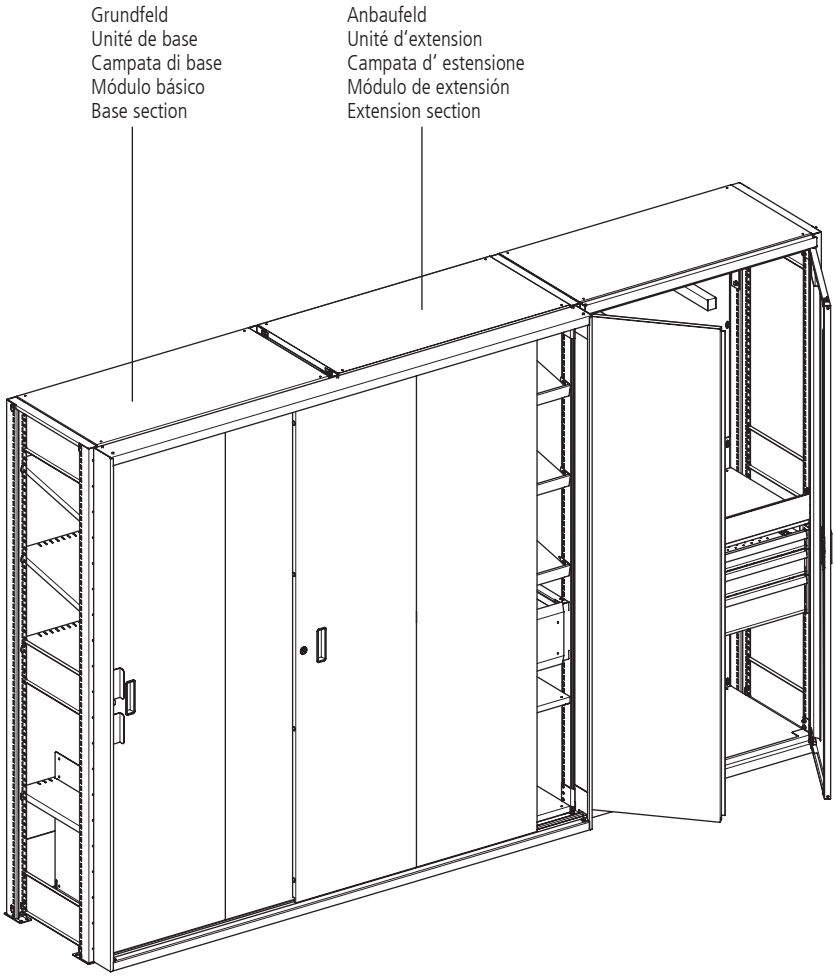

# Produktübersicht mit Vollwand
# Aperçu des produits avec paroi pleine
# Panoramica del prodotto con parete piena
# Vista general del producto con montantes enteros
# Product overview  with solid wall

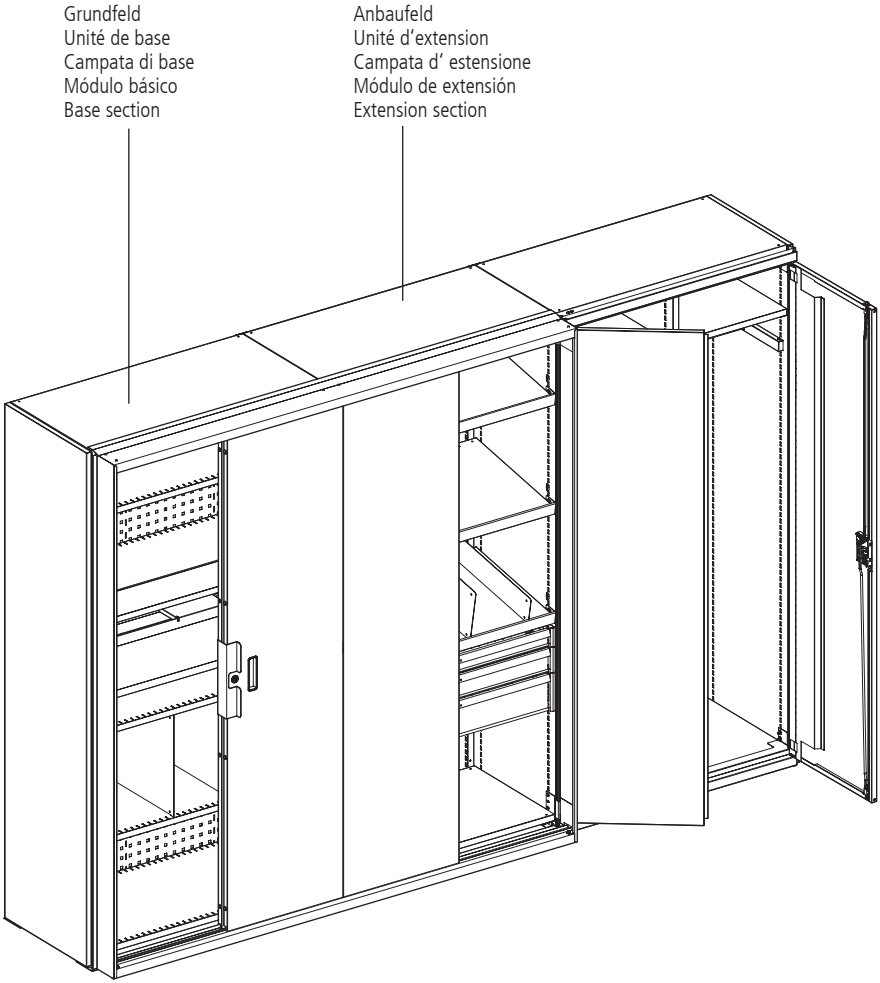

# Sicherheitshinweise
# Indications de sécurité
# Indicazioni di sicurezza
# Advertencias de seguridad
# Safety instructions

**BGR 234**
**SUVA Z149**

Montageanleitung beachten
Lire les instructions de montage
Leggere le istruzioni di montaggio
Observar las instrucciones de montaje
Read assembly instructions

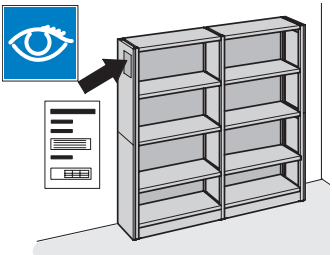

Belastungstabelle beachten
Tenir compte de la table des charges
Rispettare la tabella dei carichi
Observar la tabla de cargas
Observe the load chart

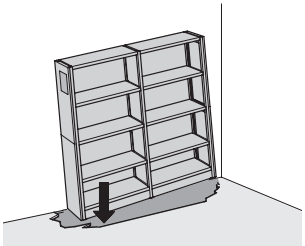

Bodentragfähigkeit beachten/Gesamtlast
Tenir compte de la charge maximale du sol
Verificare la portata massima del pavimento
Tener en cuenta la capacidad de carga del suelo/carga total
Observe max. floor loading capacity

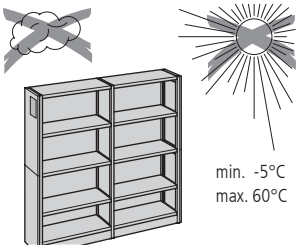


Nicht dauerhaft im Freien aufstellen
Ne pas établir permanent à l'extérieur
Non installare permanentemente al aperto
No instalar permanentemente al aire libre
Do not set up outdoors permanently

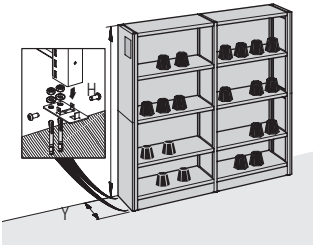


Verankerung notwendig bei Flügeltüren, Schubladen und wenn H > 5Y.
Ancrage nécessaire pour portes battantes, tiroirs et si H > 5Y.
Ancoraggio necessario per porte a battenti, cassetti e se H > 5Y.
Anclaje necesario con puertas batientes, cajones, y cuando H > 5Y.
Anchorage necessary with hinged doors, drawers and if H > 5Y.

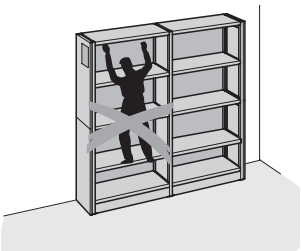

Regal niemals besteigen
Ne jamais grimper sur les étagères
Non salire mai sullo scaffale
No subirse nunca al armario
Never climb on shelves

# Sicherheitshinweise
# Indications de sécurité
# Indicazioni di sicurezza
# Advertencias de seguridad
# Safety instructions

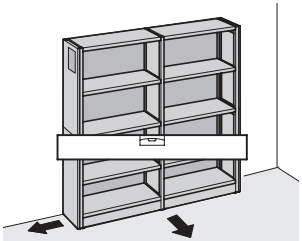

Regal horizontal ausrichten
Aligner les étagères horizontalement
Allineare lo scaffale orizzontalmente
Alinear la estantería horizontalmente
Align shelves horizontally

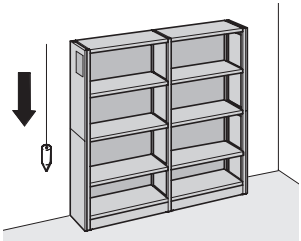

Regal vertikal ausrichten
Aligner les étagères verticalement
Allineare lo scaffale verticalmente
Alinear la estantería verticalmente
Align shelves vertically



Nivilierplatte verwenden
Utiliser plaques de nivellement
Usare piastre di livellamento
Utilizar placas de nivelación
Use leveling plates



Keine Demontage in belastetem Zustand
Ne pas démonter sous charge
Non smontare in condizioni di carico
No desmontar en estado cargado
Do not disassemble if loads are on the shelves



Beschädigte Regalelemente ersetzen (Belastung)
Remplace les éléments endommagés (charge)
Sostituire gli elementi danneggiati (portata)
Sustituir elementos dañados (carga)
Replace demaged shelves (load)

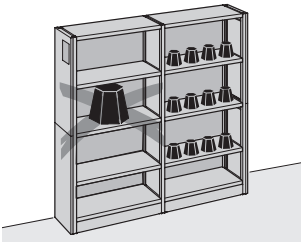

Lasten gleichmässig verteilen
Répartir les charges de façon uniformément
Distriburie i pesi in modo uniforme
Repartir las cargas de forma uniforme
Distribute loads evenly

# Max. Tragfähigkeiten
# Unité de base et d'extension max.
# Campata di base e d'estensione max.
# Módulo básico y de extensión max
# Max. base and extension section

**Pro Regalfeld**
**Par unité d'étagère**

**Per campata**
**Por módulo de estantería**

**Per shelving unit**

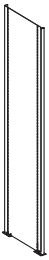

| Fachbodenabstand<br>Ecart entre les rayons<br>Distanza fra ripiani<br>Distancia entre anaqueles<br>Shelf spacing | Feldlast mit Diagonalen oder Längsverbänden<br>Charge limite par unité avec diagonales ou renforts longitudinaux<br>Carico per campata con diagonali o giunti longitudinali<br>Carga de módulo con diagonales o conector longitudinales<br>Permissable section load with diagonales or longitudinal connectors | Feldlast mit Rückwänden<br>Charge limite par unité avec parois arrières<br>Carico per campata con pareti a posteriori<br>Carga de módulo con paneles posteriores<br>Permissable section load with rear panels |
|---|---|---|
| 150 mm | max. 800 kg | max. 1050 kg |
| 300 mm | max. 770 kg | max. 1000 kg |
| 450 mm | max. 750 kg | max. 950 kg |
| 600 mm | max. 710 kg | max. 900 kg |
| max. 750 mm | max. 680 kg | max. 850 kg |

| Fachbodenabstand<br>Ecart entre les rayons<br>Distanza fra ripiani<br>Distancia entre anaqueles<br>Shelf spacing | Feldlast mit Diagonalen, Längsverbänden oder Rückwänden<br>Charge limite par unité avec diagonales, renforts longitudinaux ou parois arrières<br>Carico per campata con diagonali, giunti longitudinali o pareti a posteriori<br>Carga de módulo con diagonales, conector longitudinales paneles posteriores<br>Permissable section load with diagonales, longitudinal connectors or rear panels |
|---|---|
| 0 – max. 750 mm | max. 2800 kg |

**Die Tragfähigkeiten gelten nur bei gleichmässig verteilter Last!**
**Les capacités de charge ne sont valables qu'avec la charge uniformément répartie.!**
**Distriburie i pesi in modo uniforme!**
**Repartir las cargas de forma uniforme!**
**The load data apply only for uniformly distributed load!**

# Max. Tragfähigkeiten
# Unité de base et d'extension max.
# Campata di base e d'estensione max.
# Módulo básico y de extensión max
# Max. base and extension section

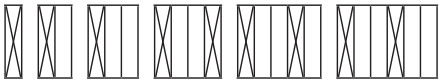

Bei Anwendung von **Diagonalen** oder **Längsverbänden** haben die Tragfähigkeiten nur dann Gültigkeit, wenn:
Jedes 3. Regalfeld mit einer Diagonalen oder mit Längsverbänden versehen ist.
Avec l'utilisation des **diagonales** ou **renfort longit**, les capacités de charge sont valables uniquement si :
une unité de rayonnage sur 3 est munis de diagonales ou de renfort longit.
Utilizzando le **diagonali** o i **giunti longitudinali**, le portate sono valide solo se:
una campata ogni 3 è dotata di una diagonale o di un giunto longitudinale.
Cuando se utilizan **diagonales** o **estructuras longitudinales**, las capacidades de carga tienen validez solo cuando:
cada tres módulos de estantería se dispone de una diagonal o estructuras longitudinales.
When using **diagonal braces** or **lengthwise braces**, the loadbearing capacities are only valid if:
Every third shelf unit is fitted with a diagonal brace or with lengthwise braces.

Bei Anwendung von **Rückwänden** haben die Tragfähigkeiten nur dann Gültigkeit, wenn:
Bis 5 Regalfelder: mindestens ein Regalfeld mit einer Rückwand versehen ist.
Ab 6 Regalfelder: mindestens 2 Felder oder jedes 5. Regalfeld mit einer Rückwand versehen ist.
Avec l'utilisation de **parois arrières**, les capacités de charge sont valables uniquement si :
jusqu'à 5 unités de rayonnage : au moins une unité de rayonnage est munis d'une paroi arrière.
à partir de 6 unités de rayonnage : au moins 2 unités ou une sur 5 est munis d'une paroi arrière.
Utilizzando le **pareti posteriori**, le portate sono valide solo quando:
fino a 5 campate: almeno una campata è dotata di una parete posteriore.
da 6 campate: almeno 2 campate sono dotate di parete posteriore.
Cuando se utilizan **paneles posteriores**, las capacidades de carga tienen validez solo cuando:
la estanteria se dispone de min. un panel hasta el modulo número 5 y apartir de el modulo número 6 min. dos paneles por modulo.
When using **rear panels**, the load-bearing capacities are only valid if:
Up to five shelf units: at least one shelf unit is fitted with a rear panel.
From six shelf units: at least two units or every fifth shelf unit is fitted with a rear panel.

**Pro Fachboden**
**Par étagère combinée**
**Per scaffale a ripiani**
**Por estantería de carga media**
**Per shelf unit**

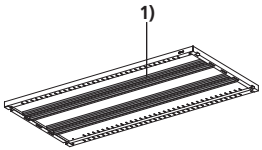


| **Anzahl Verstärkungen 1)**<br>**Nombre de profilés de renfort 1)**<br>**Numero dei profili di rinforzo 1)**<br>**Número de perfiles de refuerzo 1)**<br>**Number of strengtheners 1)** | 0 | 1 | 2 | 3 |
|---|---|---|---|---|
| **Tragfähigkeit**<br>**Capacité de charge**<br>**Portata ripiani**<br>**Capacidad de carga**<br>**Carring capacity** | 80 kg | 160 kg | 220 kg | 280 kg |

# Bodenverankerung
# Ancrage
# Ancoraggio
# Anclaje en el suelo
# Anchorage

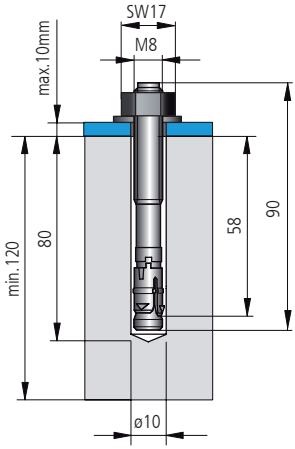


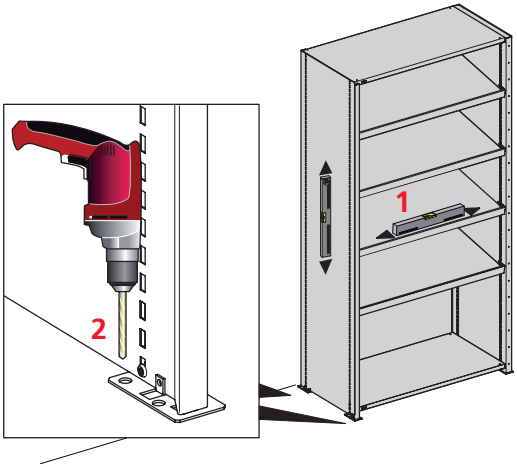

**C20/25 (DIN EN 1992-1-1)**

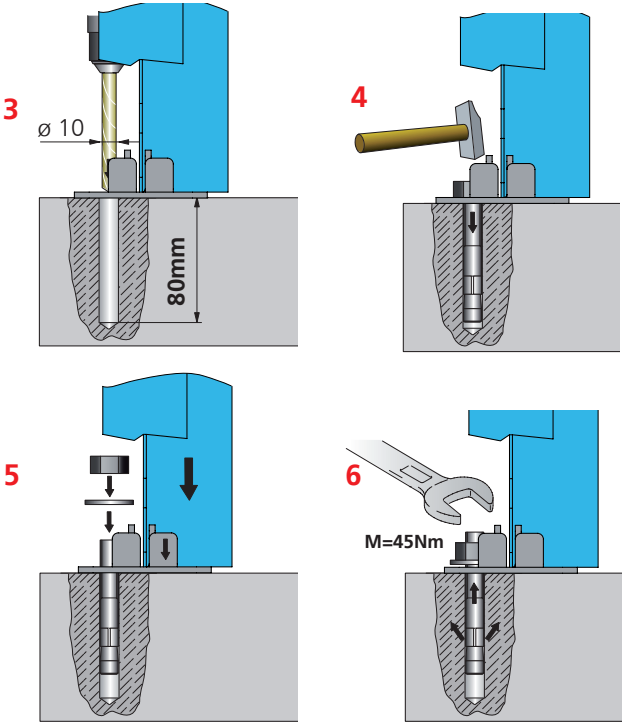

# Grund- und Anbaufeld
# Unité de base et d'extension
# Campata di base e d'estensione
# Módulo básico y de extensión
# Base and extension section

Handschuhe tragen
Portant des gants
Guanti quando
Use guantes
Wearing gloves

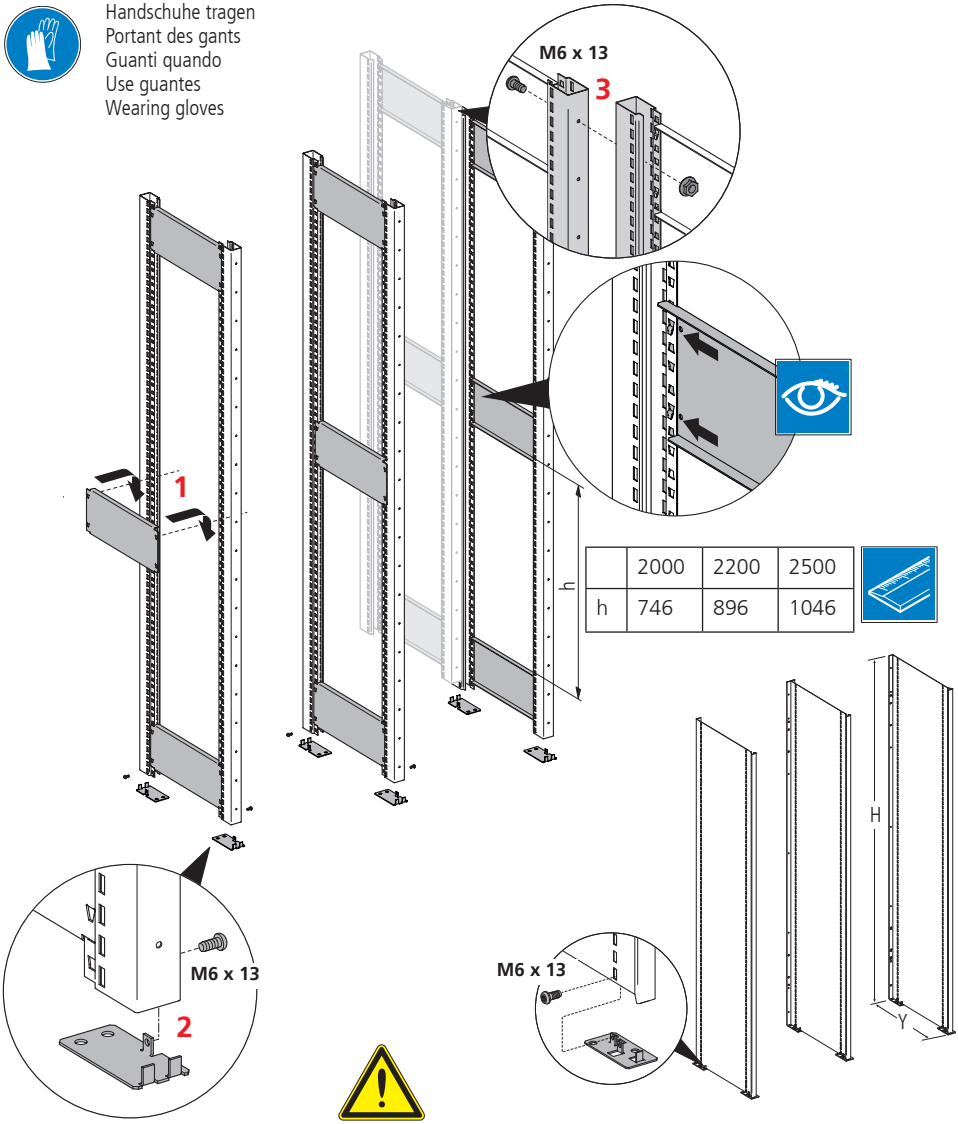


| | 2000 | 2200 | 2500 |
|---|---|---|---|
| h | 746 | 896 | 1046 |

Verankerung notwendig bei Flügeltüren, Schubladen und wenn H > 5Y.
Ancrage nécessaire pour portes battantes, tiroirs et si H > 5Y.
Ancoraggio necessario per porte a battenti, cassetti e se H > 5Y.
Anclaje requerido con puertas de dos batientes, cajones, y cuando H > 5Y.
Anchorage necessary with hinged doors, drawers and if H > 5Y.

# Diagonalkreuz
# Diagonales
# Croci diagonali
# Diagonales
# Diagonal crosser

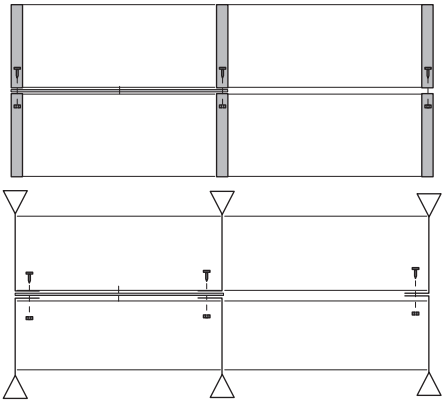

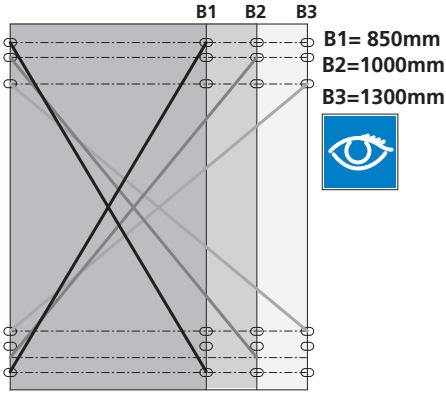


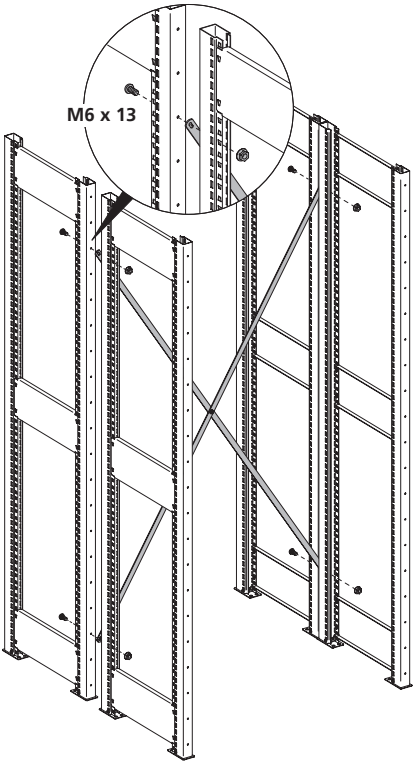


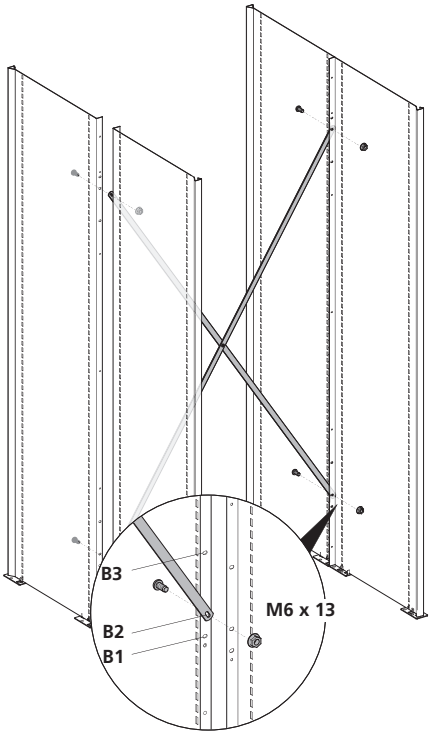

# Rückwand
# Parois arrières
# Pareti a posteriori
# Paneles posteriores
# Rear panels

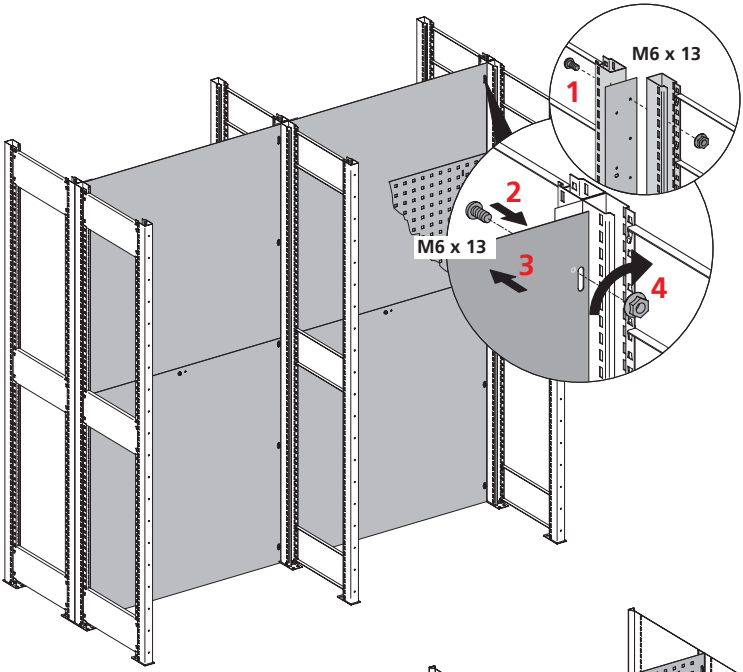


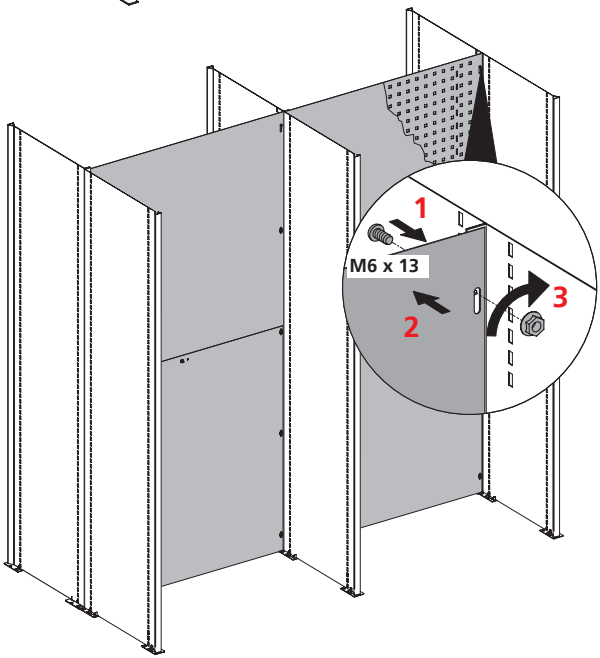

# Längsverbinder
# Renforts longitudinaux
# Giunti longitudinali
# Conector longitudinales
# longitudinal connector

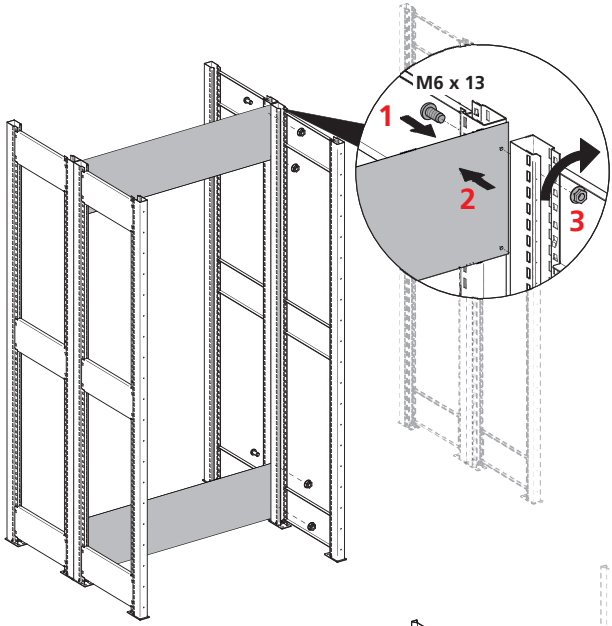


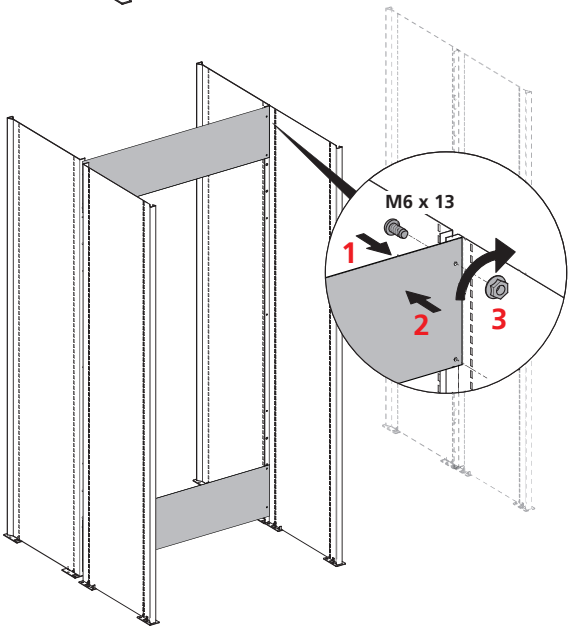

# Gitterrückwand
# Parois arrières en treillis
# Pareti posteriori a rete
# Paneles posteriores de malla
# Rear gratings

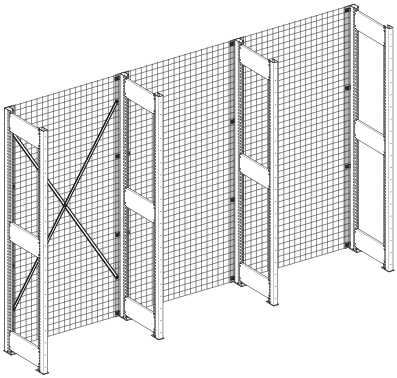

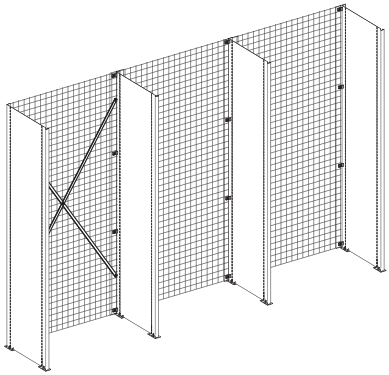

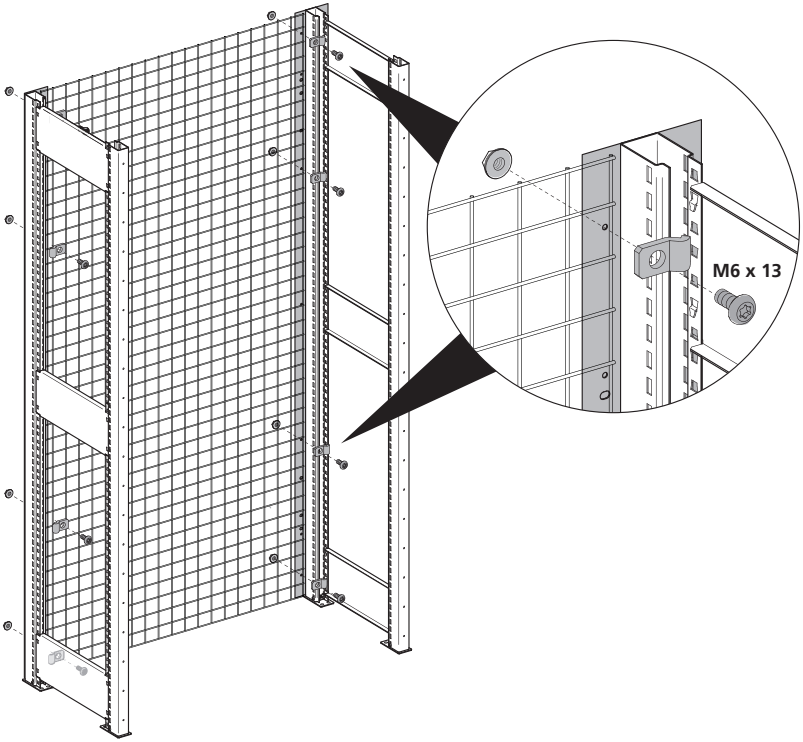

# Zwischenwand, Seitenabschlusswand
# Parois intermédiaires, Parois latérales de fermeture
# Pareti intermedie, Pareti laterali di chiusura
# Paredes intermedias, Paredes l laterales
# Partitions, Side panels

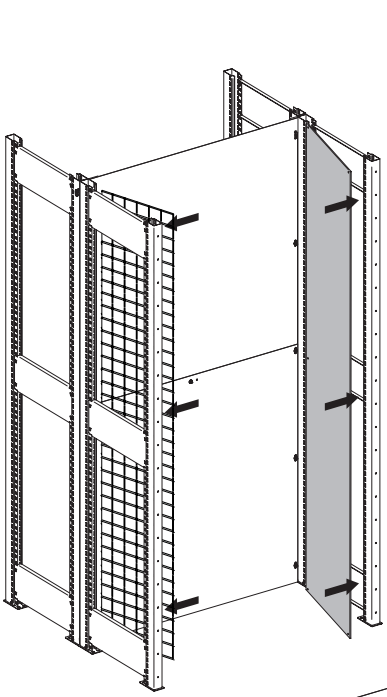

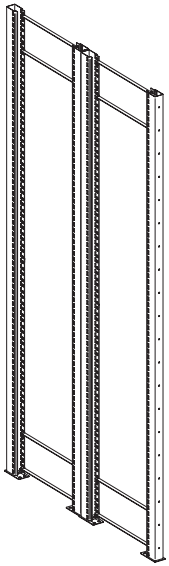

**Belastungstabelle anbringen**
**Fixer plaque de charge**
**Fissare targhetta della portata**
**Colocar tabla de cargas**
**To fix carrying capacity plate**

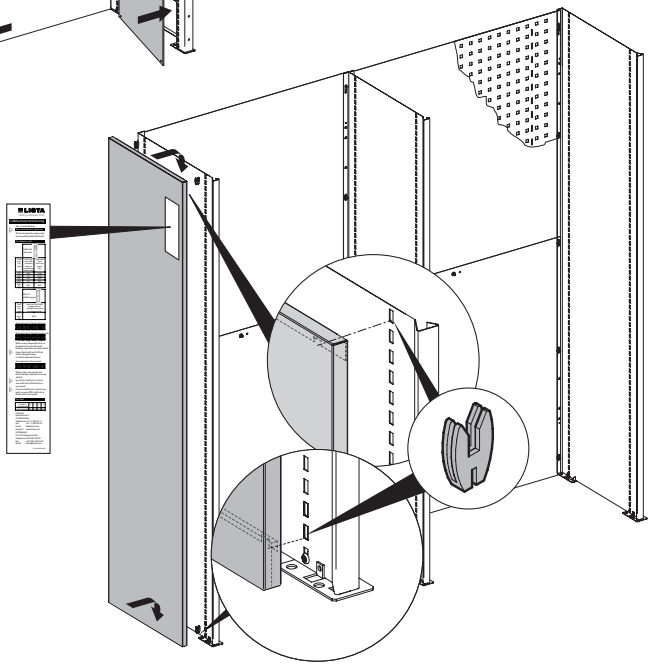

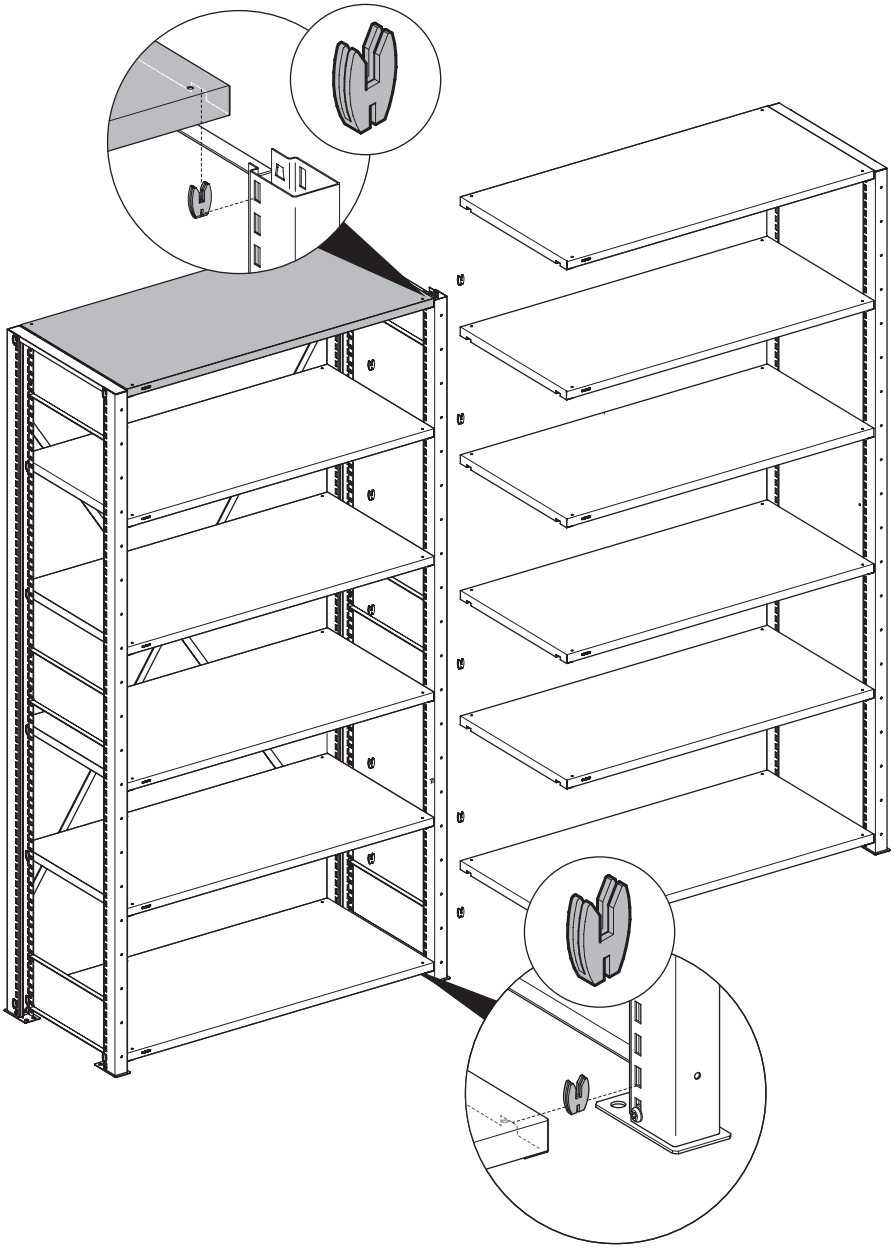

LISTA

**Sicherheitshinweise**
**Indications de sécurité**
**Indicazioni di sicurezza**
**Advertencias de seguridad**
**Safety instructions**

Nur bei 500 mm Regaltiefe möglich.
Seulement possible avec profondeur d' étagère de 500 mm.
Possibile soltanto con una profondità dello scaffale di 500 mm.
Sólo posible con profundidad de estantería de 500 mm
Only 500mm shelf depth possible.

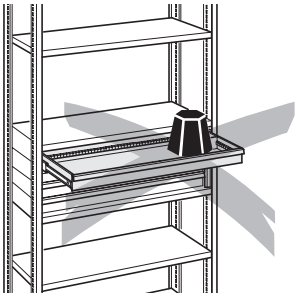

Lasten gleichmässig verteilen
Répartir les charges de façon uniformément
Distribuire i pesi in modo uniforme
Repartir las cargas de forma uniforme
Distribute loads evenly



Schubladen nicht besteigen
Ne pas grimper sur les tiroirs
Non salire sui cassetti
No subirse en los cajones
Do not climb on drawers

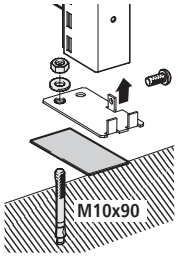


Bodenverankerung zwingend
Ancrage de sol nécessaire
Ancoraggio necessario
Anclaje en el suelo imprescindible
Anchorage necessary

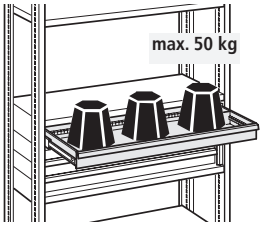


Maximale Belastung beachten
Respecter la charge maximale
Non superare la portata massima consentita
No exceder la carga máxima
Do not exceed max. permitted load capacity



Keine Demontage in belastetem Zustand
Pas de démontage sous charge
Non smontare in condizioni di carico
No desmontar en estado cargado
Do not disassemble when loaded

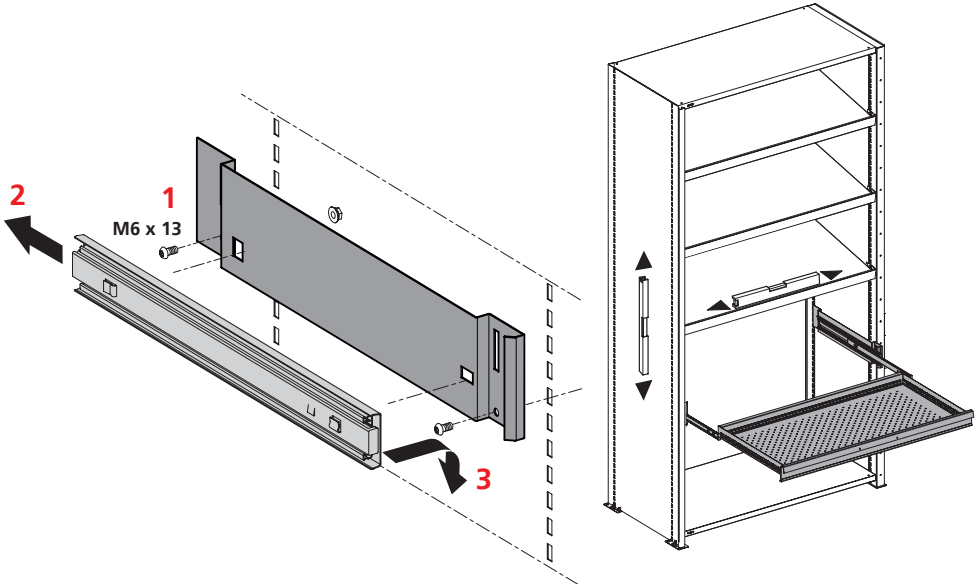


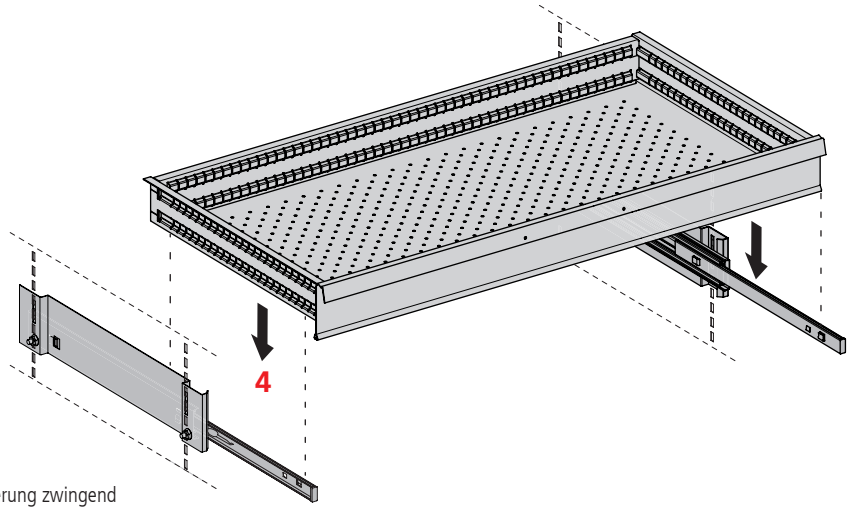

Bodenverankerung zwingend
Ancrage nécessaire
Ancoraggio necessario
Anclaje en el suelo imprescindible
Anchorage necessary

# Hängemappenauszug
# Extensions pour dossiers suspendus
# Telaio estraibile per cartelle sospese
# Extensiones para las carpetas en suspensión
# Pull–out suspension filing frame

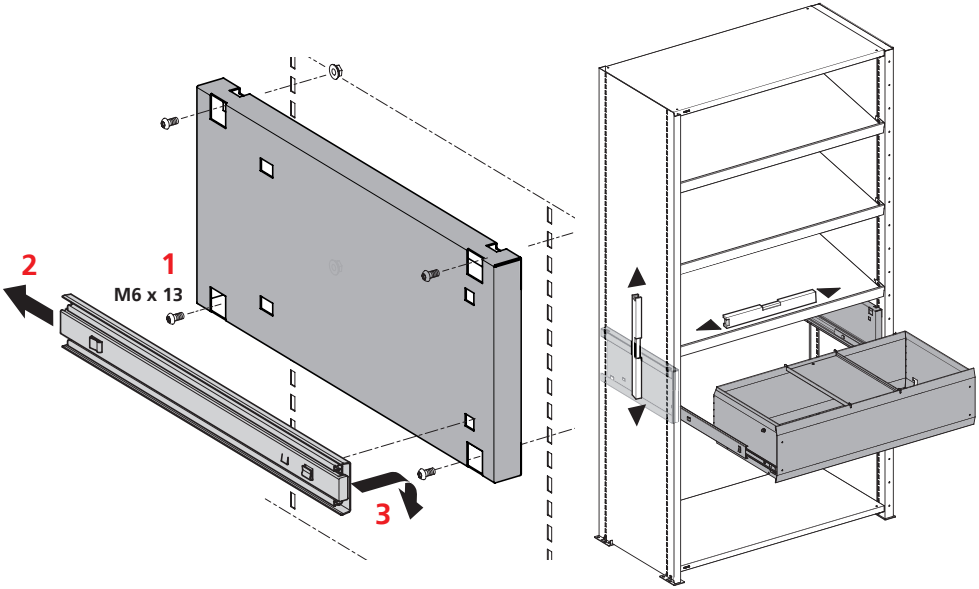


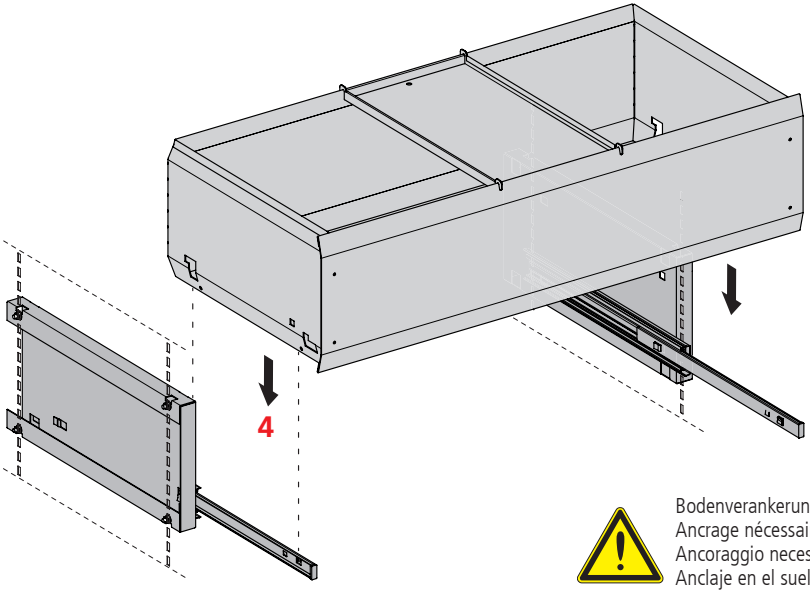




Bodenverankerung zwingend
Ancrage nécessaire
Ancoraggio necessario
Anclaje en el suelo imprescindible
Anchorage necessary

# Schiebetüren
# Portes coulissantes
# Porte scorrevoli
# Puertas correderas
# Sliding doors

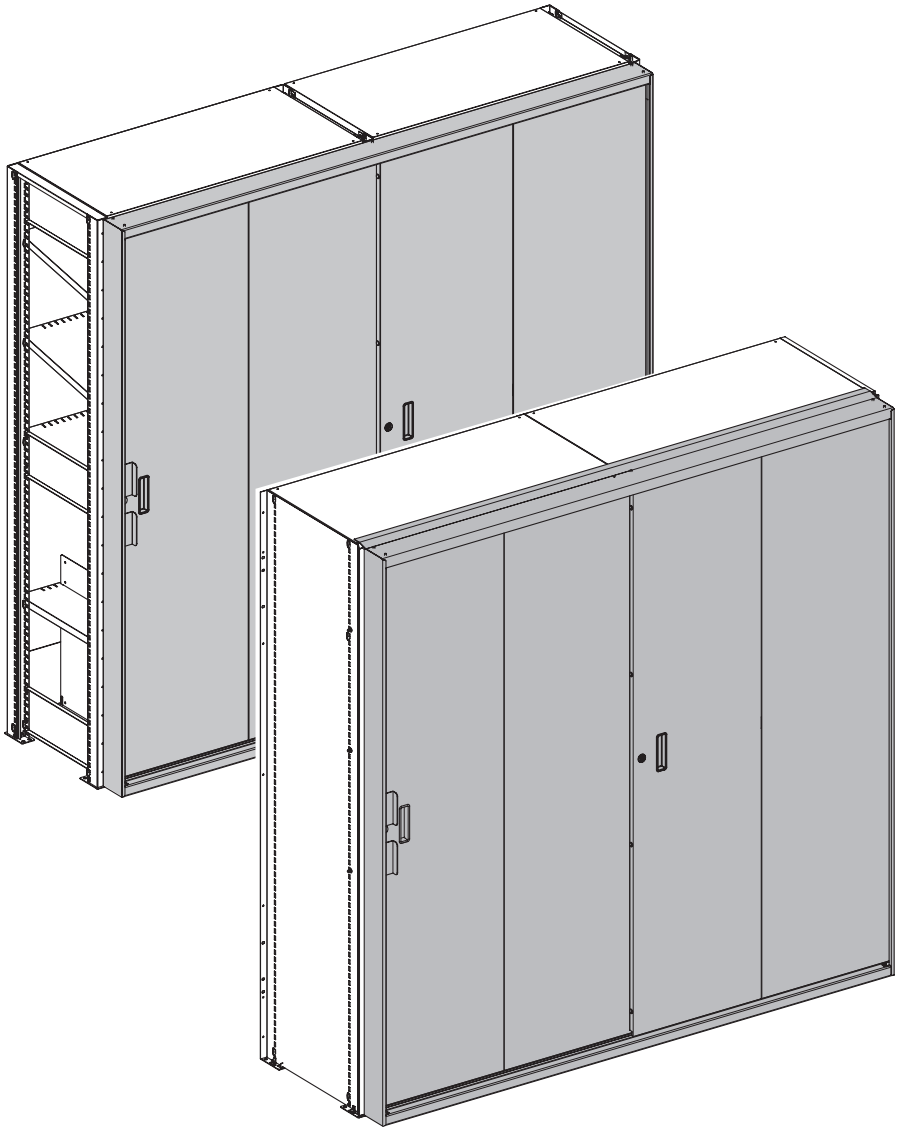

LISTA

**A** Regalstützenpaar
Paire de montants
Coppia di montanti per scaffali
Par de soportes de estanterías
Pair of shelf supports

**B** Vollblech-Seitenwand
Paroi latérale en tôle pleine
Parete laterale in lamiera piena
Panel lateral de chapa maciza
Solid sheet side panel

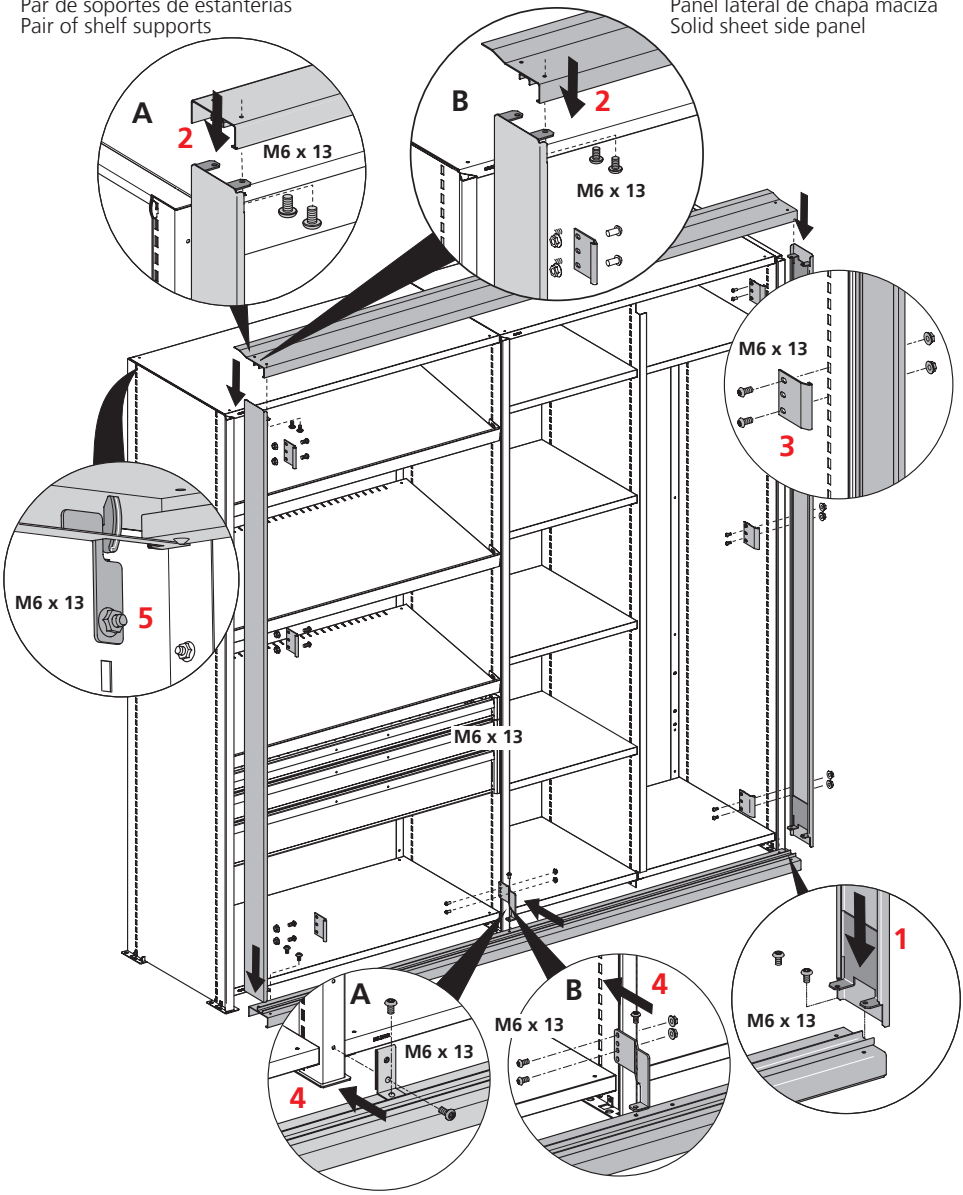

**Montage Schiebetüren**
**Montage des portes coulissantes**
**Montaggio porte scorrevoli**
**Montaje de puertas correderas**
**Assembling sliding dors**

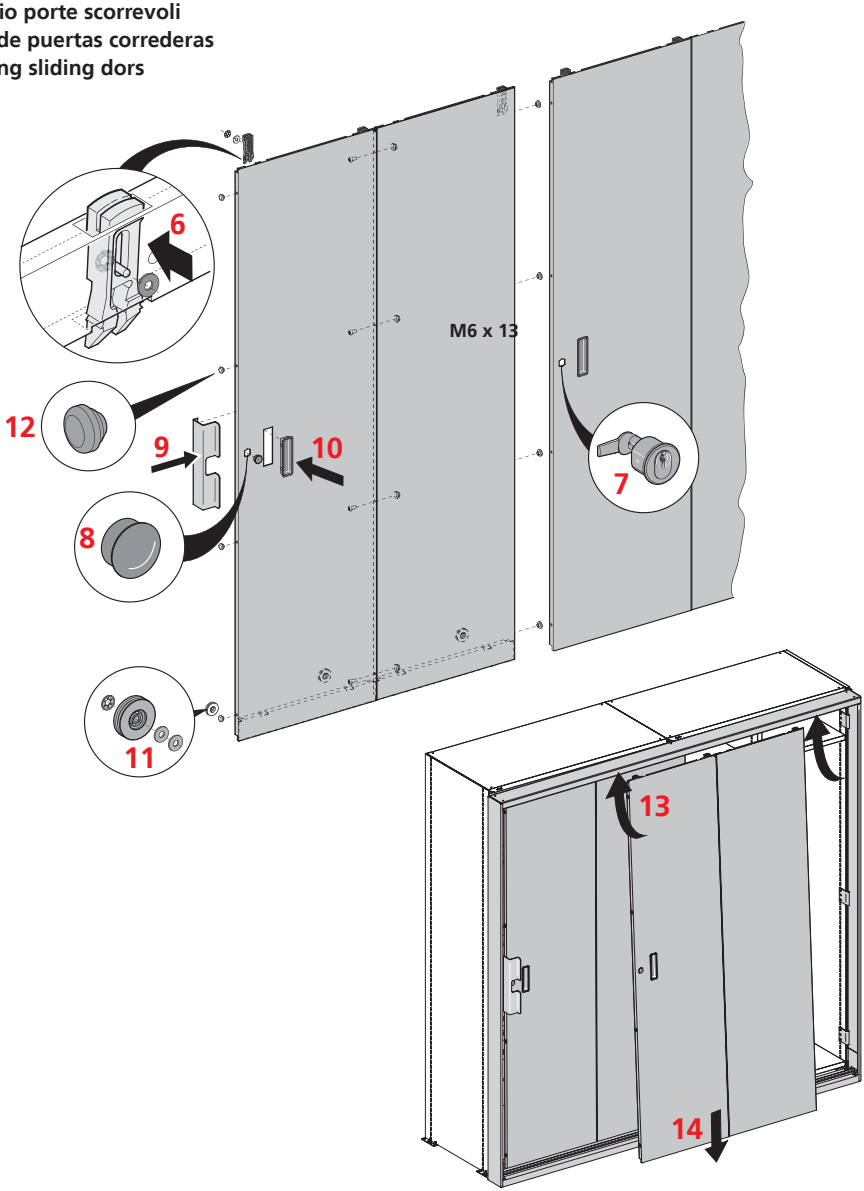

# Flügeltüren
# Portes battantes
# Porte battenti
# Puertas batientes
# Hinged doors

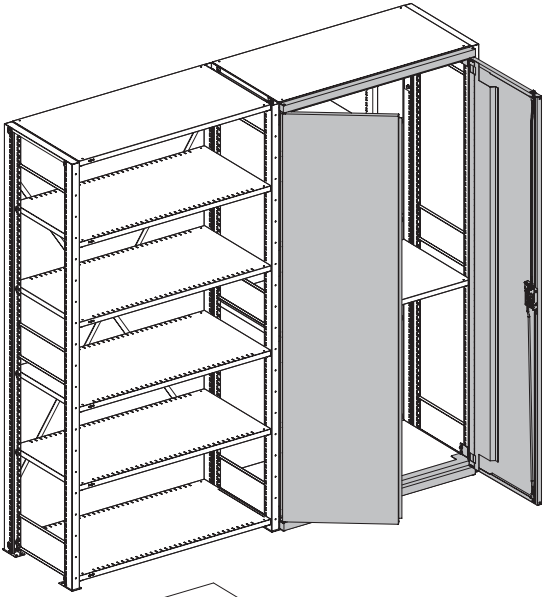

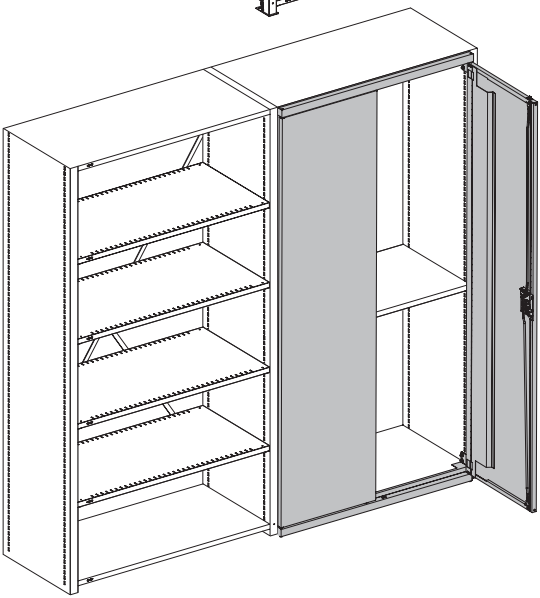

**Laufschiene oben/unten**
**Glissière en haut/bas**
**Guide di scorrimento superiori/inferiori**
**Carril de rodadura superior/inferior**
**Upper/lower runner**

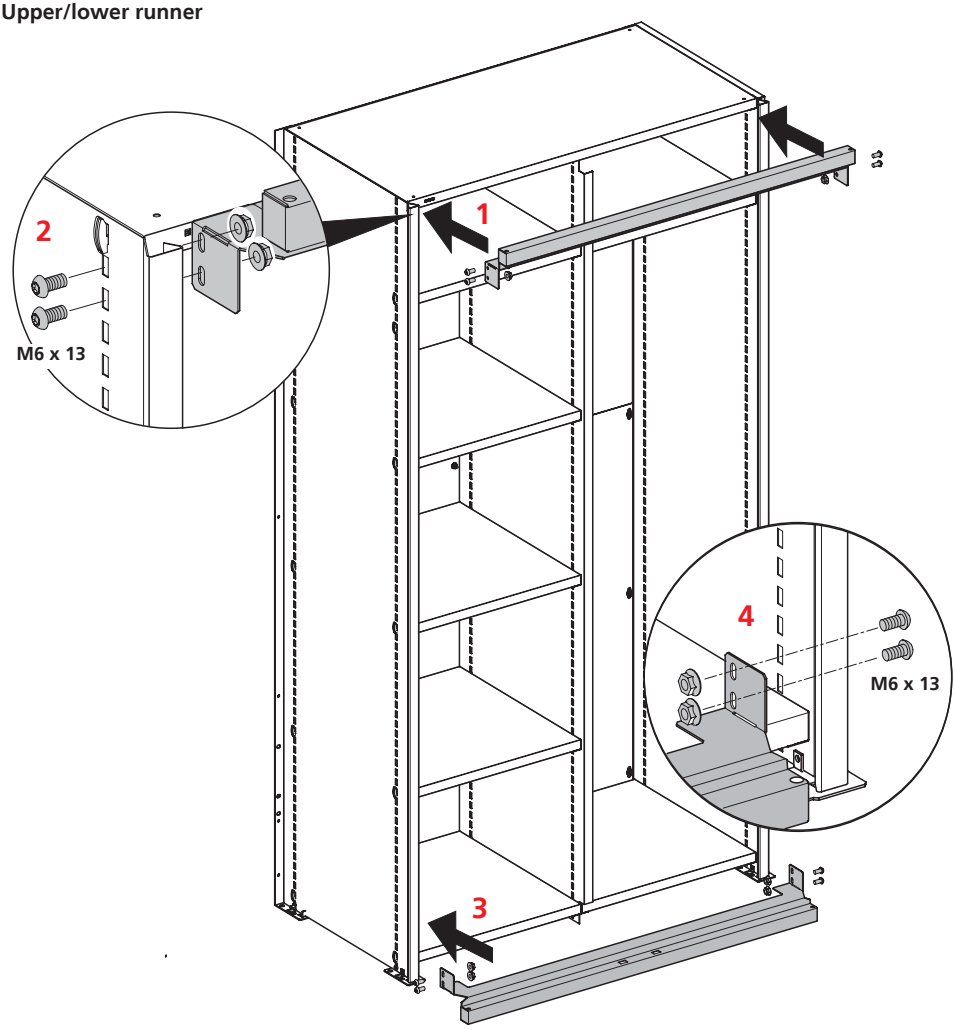

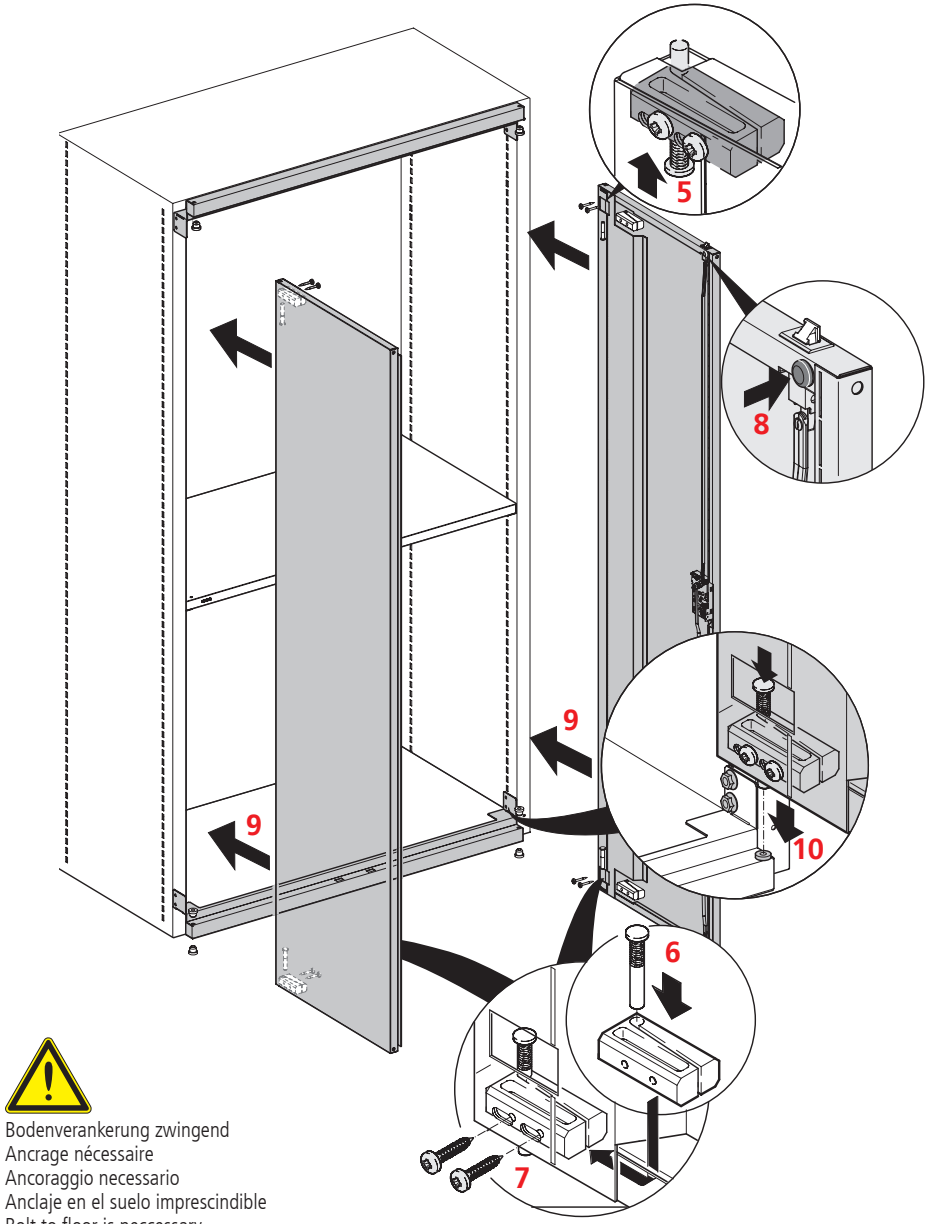


Bodenverankerung zwingend
Ancrage nécessaire
Ancoraggio necessario
Anclaje en el suelo imprescindible
Bolt to floor is neccessary

LISTA

**Türschloss**
**Serrure porte**
**Chiusura porta**
**Cerradura de puerta**
**Door locking**

**Schlossstange**
**Portes battantes**
**Porte a battenti**
**Montaje de puertas batientes**
**Hinged doors**

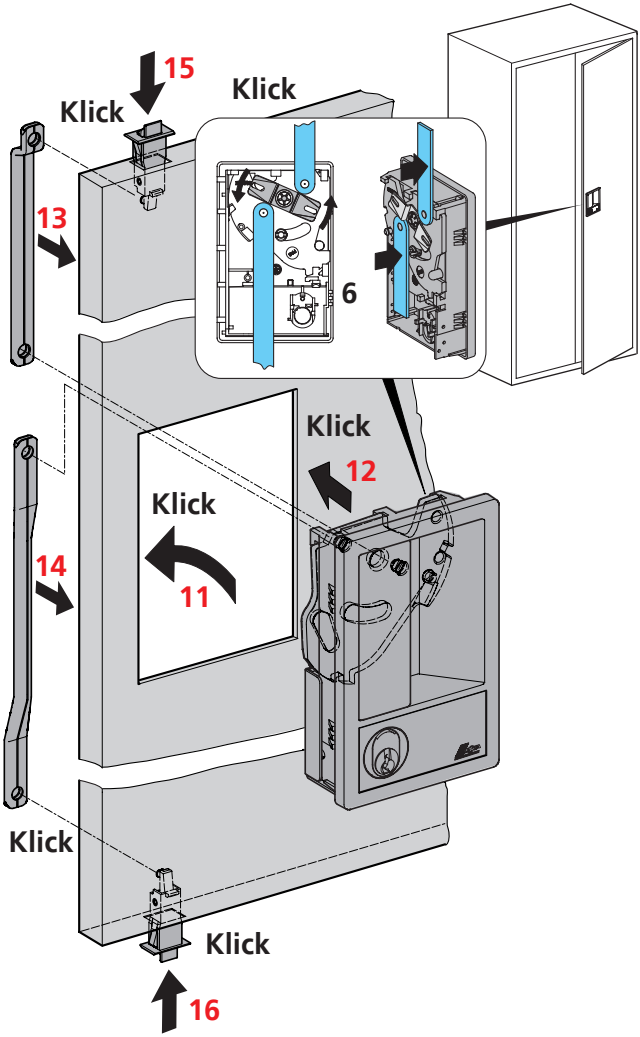


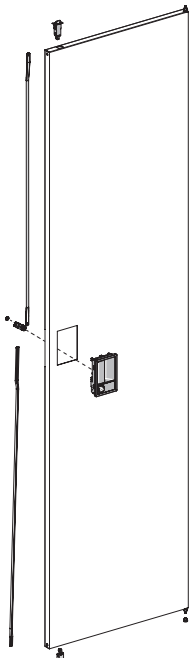

Türen nivellieren und Schrauben festziehen!
Niveler les portes et serrer les vis!
Livellare le porte e serrare le viti!
¡Nivelar las puertas y apretar los tornillos!
Level the doors and tight the screws!

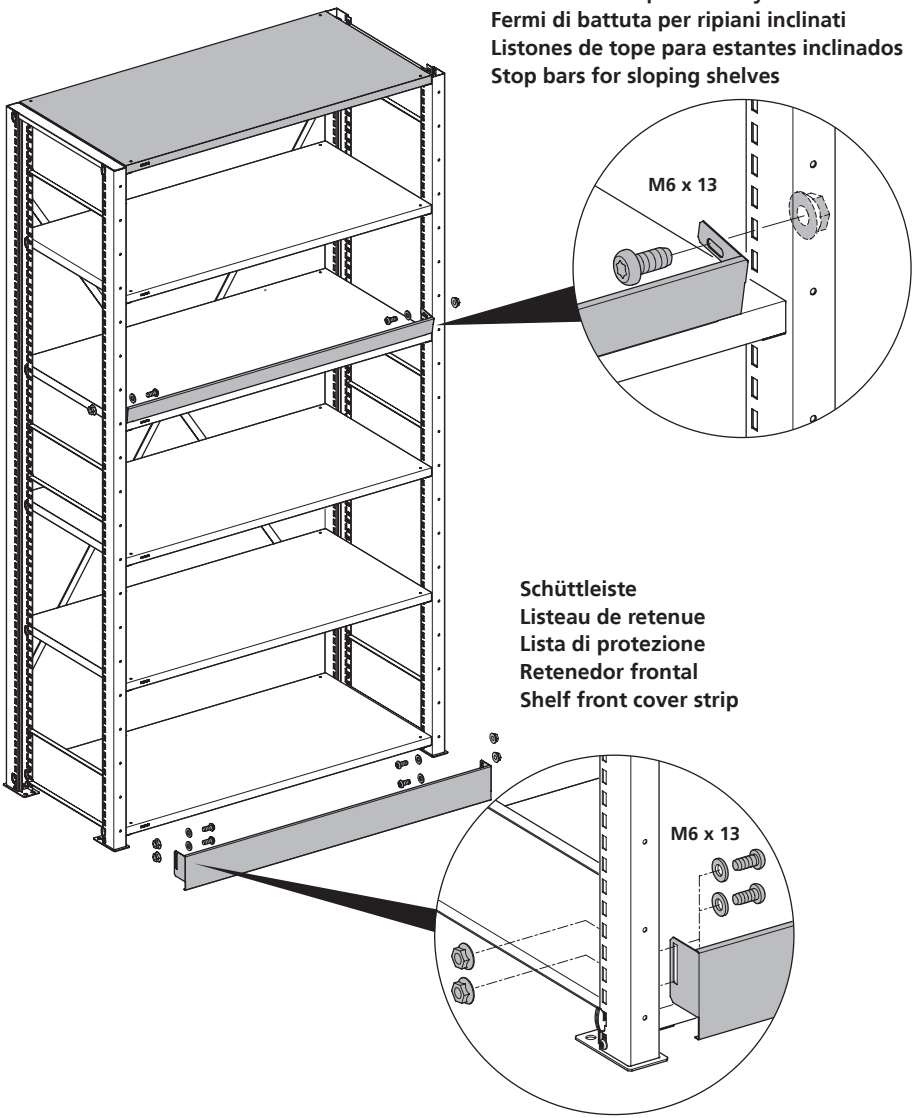
Anschlagleiste für Schrägfachboden
Rails de rebord pour les rayons inclinés
Fermi di battuta per ripiani inclinati
Listones de tope para estantes inclinados
Stop bars for sloping shelves
M6 x 13
Schüttleiste
Listeau de retenue
Lista di protezione
Retenedor frontal
Shelf front cover strip
M6 x 13

LISTA

**Organisationsschiene**
**Rails d'organisation**
**Barra organizzazione**
**Carril de organización**
**Organisational rail**

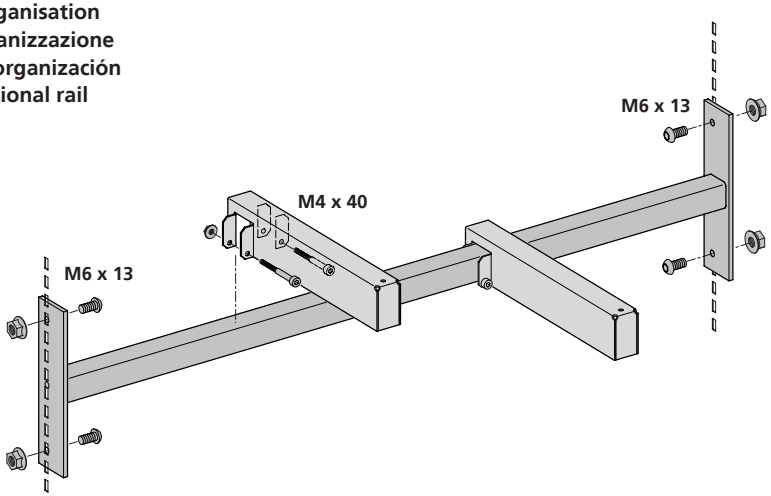


**Kleiderstange**
**Tringle porte-habits**
**Appendiabiti**
**Barra guardarropa**
**Clothes rail**

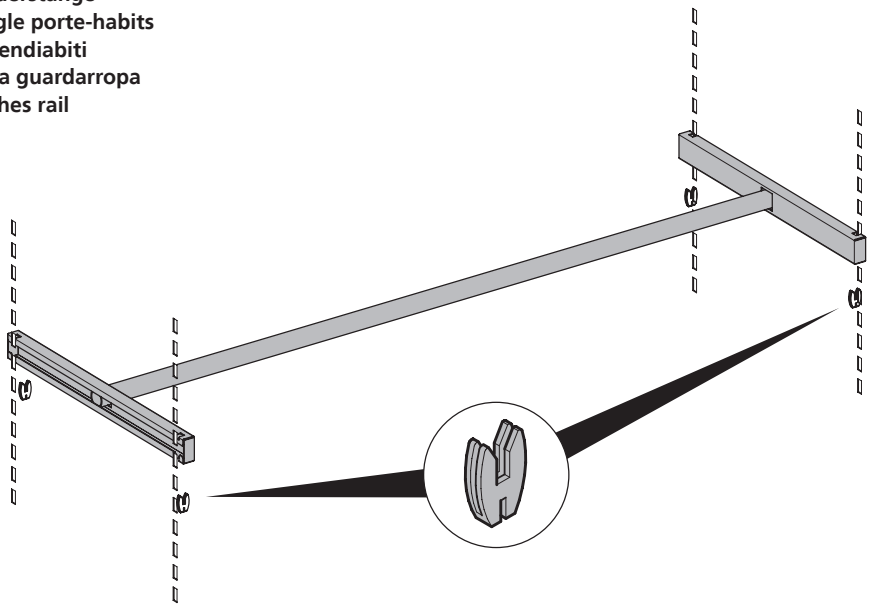

**Fachtrennwände**
**Cloisons intermédiaires**
**Separatori**
**Separadores de repisas**
**Shelf dividers**

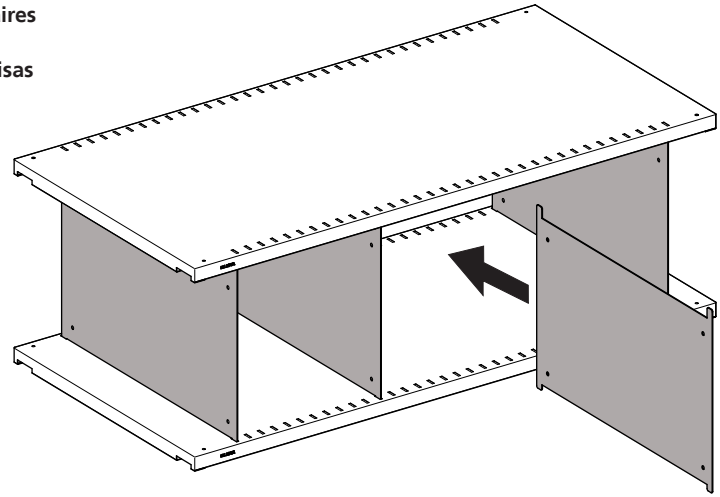

**Trennwände**
**Parois de séparation**
**Pareti divisorie**
**Paneles de separación**
**Dividers**

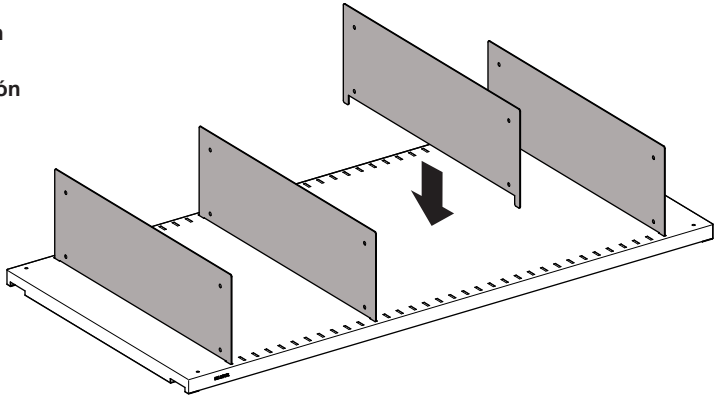

**Sockelblende**
**Caches pour socles**
**Coprizoccol**
**Tapas para zócalo**
**Base covers**

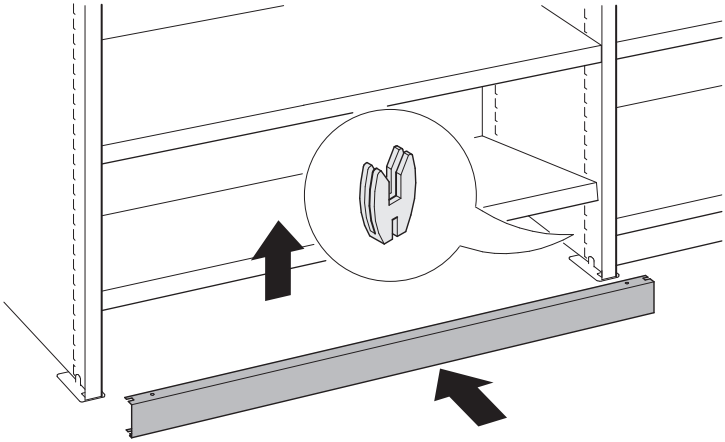

**Auffangwanne**
**Bac de rétention**
**Vasche di recupero**
**Cubetas de retención**
**Drip trays**

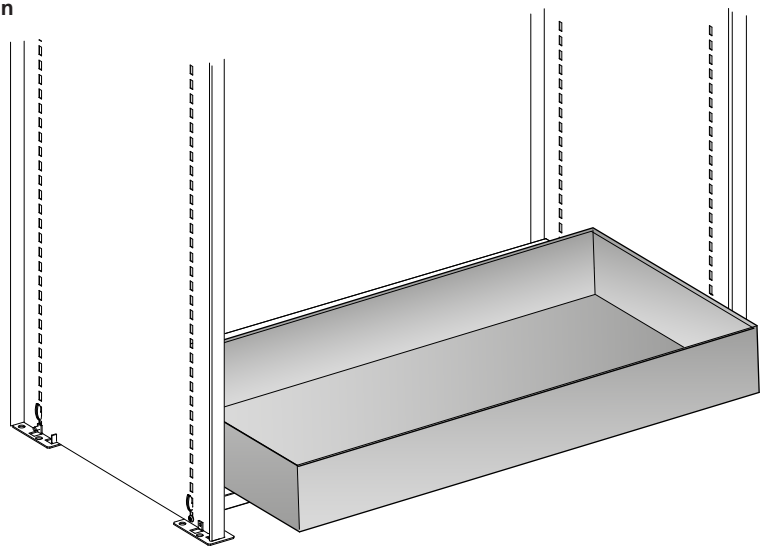

making workspace work

Lista AG
Fabrikstrasse 1
CH-8586 Erlen

Telefon +41 71 649 21 11
Telefax +41 71 649 22 03
info@lista.com
www.lista.com

Certified ISO 9001/14001 OHSAS 18001 Management System

26.02.2016 - 695.013 - V1